



CITY OF BLUE MOUND
ADOPTED BUDGET
Fiscal Year 2023-2024

City of Blue Mound Budget Cover Page

This budget will raise more revenue from property taxes than last year's budget by an amount of \$919,000 which is a 112.11 percent increase from last year's budget. The property tax revenue to be raised from new property added to the tax roll this year is \$5,815.00.

The members of the governing body voted on the budget as follows:

FOR: Dave King, Fred Smith, Clara Henderson, Monica Macchietto

AGAINST:

PRESENT and not voting:

ABSENT:

Property Tax Rate Comparison

	2023-2024	2022-2023
Property Tax Rate:	\$0.681745/\$100	\$0.560545/100
No-New-Revenue Tax Rate:	\$0.321151/\$100	\$0.467991/100
No-New-Revenue Maintenance & Operations Tax Rate	\$0.436341/\$100	\$0.425308/100
Voter-Approval Tax Rate:	\$0.502259/\$100	\$0.485610/100
Debt Rate:	\$0.050647/\$100	\$0.044707/100
De Minimis Rate:	\$0.681745/\$100	\$0.736618/100

Total debt obligation for City of Blue Mound secured by property taxes: \$148,031.00

The following table compares the taxes imposed on the average residence homestead by the City of Blue Mound last year to the taxes proposed to be imposed on the average residence homestead by the City of Blue Mound this year:

	2022	2023	Change
Total Tax Rate (per \$100 of Value)	\$0.560545	\$0.681745	12.12%
Average Homestead Taxable Value	\$ 140,802.00	\$ 158,150.00	Increase of \$17,348.00, or 12.32%
Tax on Average Homestead	\$ 789.26	\$ 1,078.18	Increase of \$288.92, or 36.61%
Total Tax Levy on All Properties	\$ 819,703.79	\$ 1,738,703.99	Increase of \$919,000, or 112.11%

For assistance with tax calculations, please contact the tax assessor for the City of Blue Mound at 817-884-1100 or tnt@tarrantcountytx.gov, or visit <https://taxonline.tarrantcounty.com/TaxPayer/landing-page-en-us> for more information

Table of Contents

Executive Summary	4
Organization Chart	13
Department and Fund Summary	11
General Fund Revenue	14
City Hall	16
Fire Department	20
Municipal Court	21
Police Department	24
Community Center	24
Parks	26
General Fund Expenses	
City Council	27
City Hall	29
Fire	41
Municipal Court	48
Code Enforcement	53
Police Department	57
Community Center	68
Parks	70
Streets	72
Food Pantry	74
Public Works	75
Court Restricted Fund Revenue	77
Court Restricted Fund Expenses	78
Debt Service Fund Revenue	79
Debt Service Fund Expenses	81
Utility Fund Revenue	82
Utility Fund Expenses	84
Utility Fund	85
Utility Billing	97
Drainage Fund Revenue	102
Drainage Fund Expenses	103
Fund Summary	104
Tax Rate Worksheets	105

Executive Summary

Introduction

Attached is the FY 2023-2024 Adopted Budget. This budget includes an adopted property tax rate of \$0.681745, which is the De Minimis rate. The No New Revenue tax rate is \$0.321151. The City adopted this tax rate to ensure all expenses can be paid for and there are funds remaining for capital projects such as street repair/maintenance, vehicle replacements, and increased personnel costs.

This document explains funds and provides an estimated fund balance for all funds. It provides a summary of the revenue and expenditures for all funds as well, which are detailed in the actual budget document. Also included is a 2-year history of staffing positions with the budgeted positions for FY 2023-2024.

Funds

The Generally Accepted Accounting Principles (GAAP) set the guidelines for recording, reconciling, and reporting all transactions in the accounting system. These principles have been accepted by the Governmental Accounting Standards Board (GASB) for governments. GAAP ensures a consistent way for governments to report transactions and enable the public to interpret financial statements more easily. The difference in how businesses and governments report transactions is fund accounting.

Fund accounting is important because “the use of public resources typically is constrained by legal restrictions and similar limitations” (Gauthier, 2009). The use of separate funds ensures compliance with those constraints. Accountants use funds to group resources for specific purposes. For example, the general fund is used to collect revenue from taxes (sales and property), grants, and similar resources, to pay for general operations.

There are three categories of funds classified into different fund types:

- Governmental Funds
 - General Fund
 - Special Revenue Fund
 - Debt Service Fund
 - Capital Project Fund
 - Permanent Funds
- Proprietary Funds
 - Enterprise Funds
 - Internal Service Funds
- Fiduciary Funds
 - Private Purpose Trust Funds
 - Pension Funds
 - Investment Trust Funds
 - Agency Funds

The table below shows the City of Blue Mound funds with fund numbers.

City of Blue Mound Funds	
General Fund (general municipal operations)	100
Crime Control Prevention	200

Special Revenue Fund (Court Security/Technology Fund)	300
State & Local Fiscal Recovery Fund	400
Debt Service Fund (debt payment for bonds)	600
Enterprise Fund (Water/Sewer)	900
Drainage Fund	910

These funds have a *balance*, called fund balance. This is the difference between assets and liabilities in the fund. This is generally a business's net worth. Governments report only a subset of assets and liabilities, and the difference represents liquidity rather than net worth, resulting in the term fund balance. "Fund balance is similar to the working capital of a private-sector business" (Gauthier, 2009). Fund balance rolls over year over year and can fluctuate up or down.

Below are the estimated balances of the City's funds. These are estimates as the bank reconciliations and audit for FY 2022 are not completed. These balances also account for using the 200 and 300 funds to pay for authorized expenses that are currently budgeted in the General Fund, which will be discussed at the budget workshop. The items noted in red are to indicate these estimates.

ESTIMATED Fund Balance								
	Fund	FY 2021 Ending Balance	FY 2022 Beginning Balance	FY 2022 Estimated Ending Balance	FY 2023 Estimated Beginning Balance	FY 2023 Anticipated Ending Balance	FY 2024 Estimated Beginning Fund Balance	FY 2024 Estimated Ending Fund Balance
100	*General Fund	\$490,758.00	\$490,758.00	\$885,920.00	\$885,920.00	\$845,920.00	\$845,920.00	\$682,340.00
200	Crime Control & Prevention	\$34,385.00	\$34,385.00	\$86,020.00	\$86,020.00	\$61,420.00	\$61,420.00	0
300	Court Technology & Security	\$53,500.00	\$53,500.00	\$64,467.00	\$64,467.00	\$61,867.00	\$61,867.00	\$41,867.00
400	State & Local Fiscal Recovery	\$302,919.00	\$302,919.00	\$0.00	\$0.00	\$0.00	\$0.00	0
600	Debt Service	\$0.00	\$0.00	\$0.00	\$0.00	\$0.00	\$0.00	0
900	*Enterprise (Water/Sewer)	\$553,450.00	\$553,450.00	\$1,105,021.00	\$1,105,021.00	\$1,038,521.00	\$1,038,521.00	\$971,521.00
910	Drainage	\$89,758.00	\$89,758.00	\$126,334.00	\$126,334.00	\$80,834.00	\$80,834.00	\$51,834.00
	* Unrestricted, can be used as needed. GF can supplement UF but not vice versa							

Draft Budget Summary

The budgeted revenue for the General Fund is \$1,663,020. This is a preliminary number only in that property valuations and calculated tax rates have not been received from the appraisal district and tax assessor. The other revenue presented in the budget is based on historical receipts and anticipating lower receipts for sales tax for the coming year. Sales tax receipts for the past 10 months have been lower than the previous year, and on some occasions the lowest receipts in several years. The goal in budgeting is to underestimate revenue and overestimate expenses. Staff recommends regular review of the budget throughout the year.

Expenses for the General Fund are budgeted at \$2,361,334. This is a lean budget, ensuring basic services are provided and includes street repairs nearing \$100,000 and a sewer line replacement under the police department building at \$30,000. This budget does not include raises for staff.

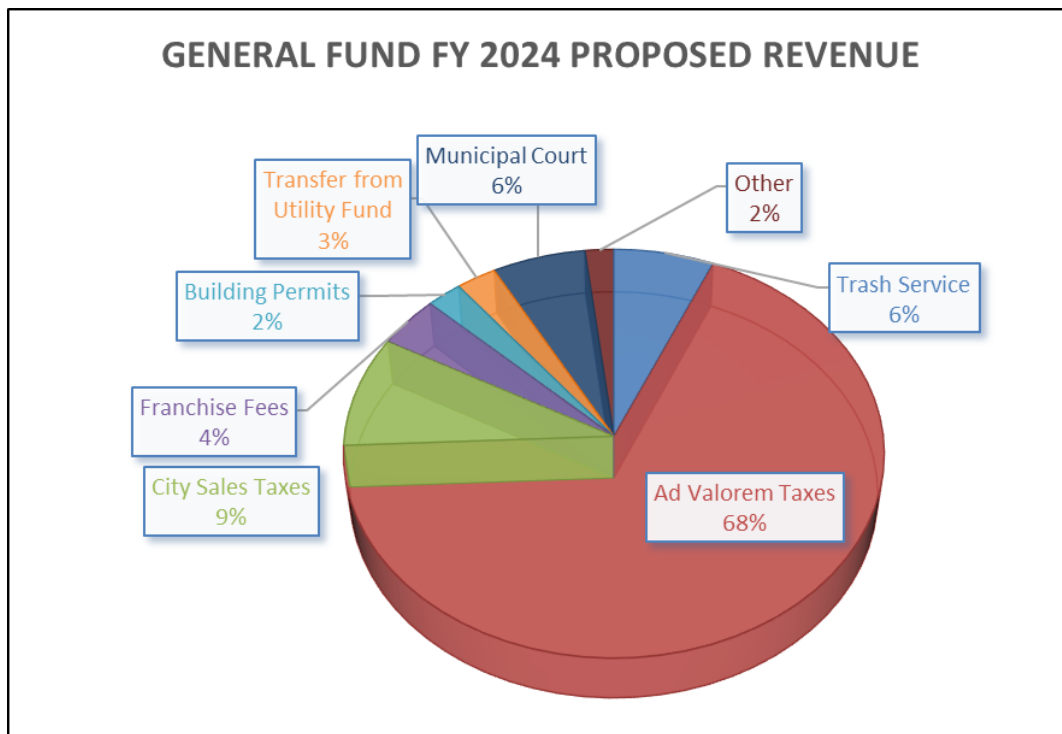
The budget has a surplus of \$325,627.

The tables below summarize the revenue and expenses by fund.

	Revenue and Expenses	Revenue	Expenses	Surplus/(Deficit)
100	General Fund	\$ 2,361,334.00	\$ 2,035,707.00	\$ 325,627.00
200	Crime Control Prevention Dist.	\$ 97,000.00	\$ 97,308.00	\$ (308.00)
300	Court Restricted	\$ 5,900.00	\$ 2,998.00	\$ 2,902.00
600	Debt Service	\$ 584,490.00	\$ 589,664.00	\$ (5,174.00)
900	Utility Fund	\$ 1,394,160.00	\$ 1,460,303.00	\$ (66,143.00)
910	Utility Drainage Fund	\$ 52,800.00	\$ 81,224.00	\$ (28,424.00)

The table and graph show the major general fund revenues by source. Trash service is a pass-thru, meaning we collect the fees from residents and submit it to the trash company. It isn't additional revenue.

General Fund FY 2024 Revenue	
Trash Service	\$ 152,786.00
Ad Valorem Taxes	\$ 1,594,314.00
City Sales Taxes	\$ 207,000.00
Franchise Fees	\$ 96,000.00
Building Permits	\$ 54,000.00
Transfer from Utility Fund	\$ 61,338.00
Municipal Court	\$ 142,596.00
Other	\$ 43,800.00
TOTAL	\$ 2,351,834.00

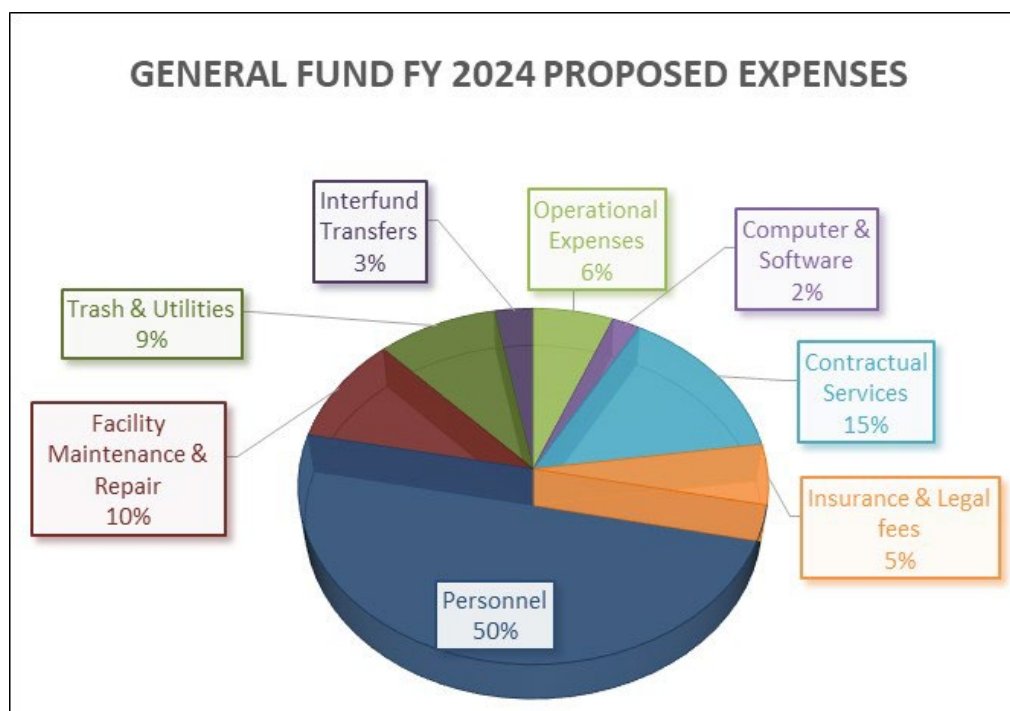


The table below is a comparison of budgeted expenses for the current year and the draft FY 2024 budget for all funds/departments.

Department Summary	FY 2023 Budget	FY 2024 Budget	Change from Prior Year
General Fund Expenses			
100-200 City Council	\$27,403.00	\$ 46,045.00	68.03%
100-300 Admin	\$390,671.00	\$ 423,813.00	8.48%
100-500 Fire Department	\$114,173.00	\$ 182,066.00	59.47%
100-700 Municipal Court	\$108,726.00	\$ 99,746.00	-8.26%
100-790 Code Enforcement	\$62,650.00	\$ 40,423.00	-35.48%
100-800 Police Department	\$985,459.00	\$ 908,681.00	-7.79%
100-820 Community Center/Food Pantry	\$5,576.00	\$ 7,100.00	27.33%
100-830 Parks	\$16,883.00	\$ 5,783.00	-65.75%
100-840 Streets	\$115,707.00	\$ 141,710.00	22.47%
100-860 Public Works	\$ 140,152.00	\$ 176,594.00	26.00%

The following table and graphs summarize the draft proposed revenue and major expenses for the General Fund.

General Fund FY 2024 Expenses	
Operational Expenses	\$ 121,045.00
Computer & Software	\$ 42,196.00
Contractual Services	\$ 289,824.50
Insurance & Legal fees	\$ 109,649.00
Personnel	\$ 995,066.00
facility maintenance & repair	\$ 195,500.00
Trash & Utilities	\$ 181,468.00
Interfund Transfers	\$ 58,254.00
Total	\$ 1,993,002.50



The following tables compare current year budgeted expenses with the draft budget for all other funds.

Department Summary		FY 2023 Budget	FY 2024 Budget	Change from Prior Year
Court Technology & Security Expenses				
300	Court Technology & Security	\$ 1,860.00	\$ 2,998.00	61.18%

Department Summary		FY 2023 Budget	FY 2024 Budget	Change from Prior Year
Utility Fund Expenses				
900-900	Utility Fund	\$ 1,385,291.52	\$ 1,383,287.00	-0.14%
900-915	*Utility Billing	\$ 56,466.16	\$ 77,013.00	36.39%

*Increase resulting from changing cost split of FTE between GF & UF from 50/50 to 30/70

Department Summary		FY 2023 Budget	FY 2024 Budget	Change from Prior Year
Utility Drainage Expenses				
910-910	Utility Drainage	\$ 99,082.00	\$ 81,224.00	-18.02%

The table below compares budgeted staffing positions. In FY 2022, there were 24 positions budgeted. The FY 2024 budget has 19 positions.


Budgeted Positions

	FY 2022	FY 2023	FY 2024
Administration			
City Administrator/Finance Direct	0	1	1
City Secretary/Court Administrator	1	0	0
City Secretary	0	1	1
Asst City Secretary/Finance Mgr	1	0	0
Accounts Payable Clerk	1	1	1
Court Administrator	1	1	1
Court Clerk	1	0	0
Code Enforcement	1	0	0
Total	6	4	4
Police Department			
Chief	1	1	1
Sergeant	1	1	1
Detective	1	1	1
Patrol Officer	6.5	4	4
Dispatcher	4	0	0
Administrative Coordinator	0	1	1
Code Enforcement	0	1	1
Total	13.5	9	9
Water/Sewer			
Public Works Director	0	1	1
Public Works Superintendent	1	0	0
Water Technician	0	1	1
Public Works Technician	1	0.5	1
Utility Billing Clerk/Permits	1	1	1
Lead Water/Sewer Technician	0	1	1
Total	3	4.5	5
Fire Department			
Fire Chief	0.5	0.5	0.5
Volunteer (partial paid)	varies	varies	varies
Total			

Budget Process

The budget is developed using zero-based budgeting. Each department director determines departmental needs and enters them in the software. Budgets are then reviewed by the City Administrator with the department directors. The City Administrator reviews the budget with the Mayor before submitting it to the City Council. Budget workshops are held at least once before the Council votes to adopt the budget. Budget amendments are made only as necessary and upon arrival by the Council via ordinance.

FY 2023-2024 budget process involved community via public hearings. FY 2024-2025 budget process will include data from community survey done in summer of 2023.

	FY 2023-2024 Budget Calendar
5/5/2023	Draft budgets entered into software
WO 05/08/23	Department budget meetings
5/16/2023	Regular CC mtg: Strategic Planning/Budget workshop
WO 6/5/2023	Budgets finalized in Incode
6/20/2023	Regular CC mtg: strategic planning/Budget workshop
6/21/2023	Deadline to send tax rate calculation data
7/10/2023	Finalized budget books delivered
7/15/2023	Budget filed with CS for adoption on 08/15/23
7/18/2023	Regular CC meeting, budget discussion
7/25/2023 (est)	Tax rolls from TAD
8/5/2023 (est)	Send Posting notice in paper for Budget Hearing on 08/15/23
8/7/2023	Submit tax rates to CC and post on website
8/11/2023	Notice posted in paper for Budget Hearing on 08/15/23
8/15/2023	Regular CC mtg: Budget Public Hearing Adopt budget or postpone vote til Sept 19th. Vote on Proposed tax rate for publication Budget filed with City Sec if vote on Sept 19
9/13/2023	Publish notice for tax rate hearing
9/19/2023	Last regular Council meeting to adopt budget and tax rate Amend budget if necessary Adopt budget if not adopted on 08/15/23 (BEFORE TAX RATE) Tax rate hearing/Adopt tax rate Ratify budget if more property tax revenue based on rate adopted Adopted Tax Rate to Tax Assessor (desired)
9/26/2023	last day to vote on tax rate if notice published 09/13/2023
9/22/2023	Last day to publish notice for hearing on tax rate for vote on 09/28/23
9/28/2023	Last day to legally adopt budget and tax rate

Ad Valorem Taxes

Ad Valorem taxes, or taxes based on property values, are based on the certified property values provided by the Tarrant County Appraisal District. The Tax Assessor for Tarrant County calculates the De Minimis (applicable to cities with a population less than 30,000), No New Revenue, and Voter Approval rates.

- De Minimis Rate: Rate that is necessary for cities to raise \$500,000 with current year values and pay for debt service.
- No New Revenue Rate: The rate that provides the same amount of revenue on the same properties from the certified roll from the previous year, less any new property annexed or new improvements.
- Voter Approval Rate: Rate that if adopted by the taxing entity, automatically triggers an election on the rate.

The total tax rate comprised of two parts: the maintenance and operations rate (M&O) and the debt rate (Interest and Sinking).

For the City, the 2023 rates are:

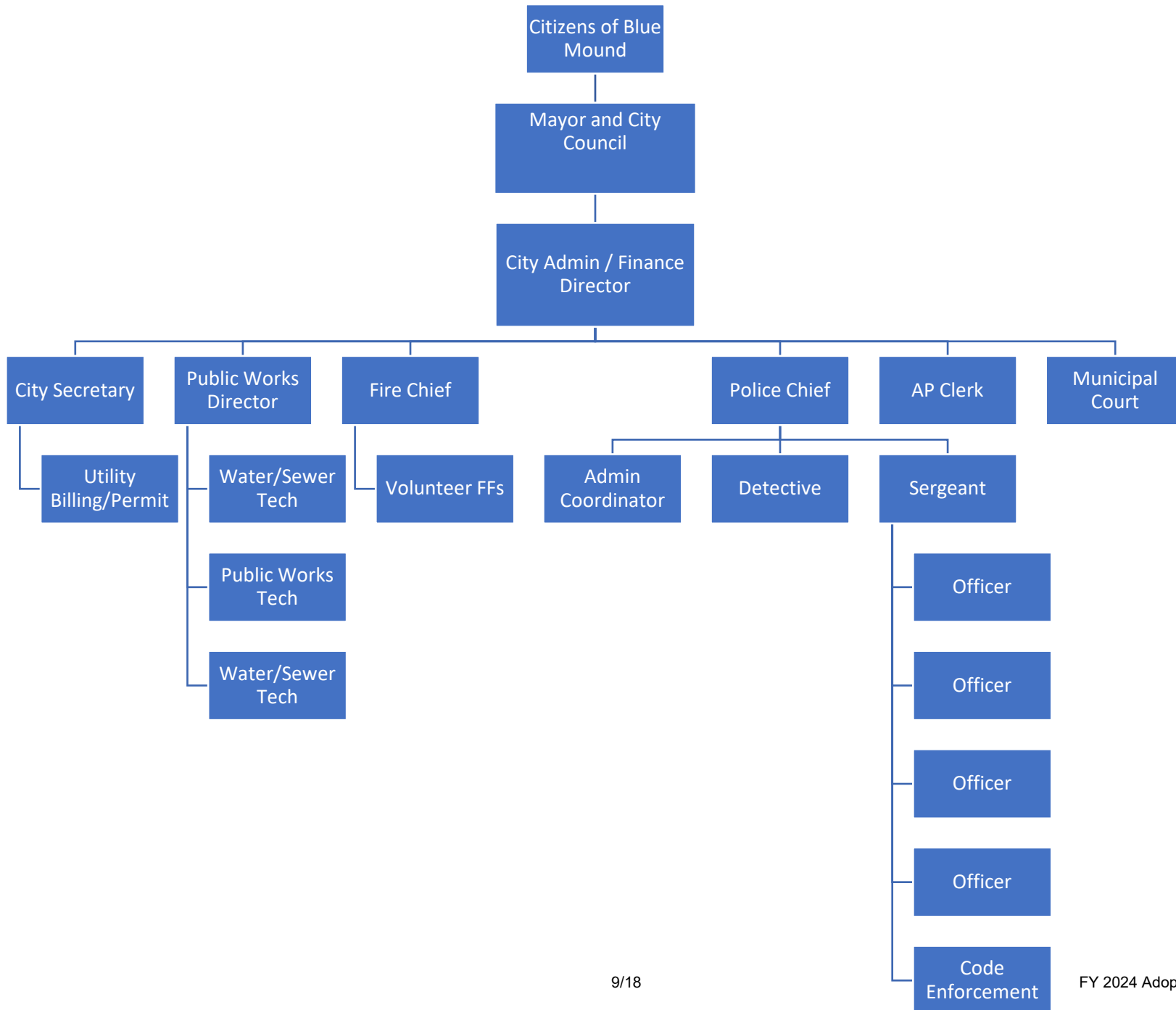
- Total Tax Rate: \$.681745 per \$100 of valuation
 - Maintenance & Operations (M&O) rate: \$.623530 per \$100 of valuation
 - Debt Service (Interest & Sinking) Rate: \$.056470 per \$100 of valuation.

These rates change each year depending on the certified values and the rate the Council adopts.

Summary

To summarize, the draft budget only contains increases necessary for basic operations and to maintain assets. There are no raises for staff, no capital purchased or projects aside from minor street repairs and a sewer line repair under the police building. With the adopted tax rate, this budget has a surplus of \$325,000.

City of Blue Mound Organization Chart



Department and Fund Summary

	2020-2021 Total Activity	2021-2022 Total Activity	2022-2023 Total Budget	2022-2023 YTD Activity	2023-2024 Adopted	Change in Dollars from FY 2023 budget	Change in % from FY 2023
Department Summary							
Fund: 100 - General Fund							
Revenue							
300 - City Hall - General Fund	\$ 1,597,254.98	\$ 1,619,740.60	\$ 1,615,551.16	\$ 1,490,512.00	\$ 2,195,738.00	\$ 580,186.84	35.91%
500 - Fire Dept	\$ 11,970.00	\$ 93.30	\$ 8,000.00	\$ 12,478.35	\$ 8,000.00	\$ -	0.00%
700 - Muni Court	\$ 312,586.41	\$ 270,748.12	\$ 265,900.00	\$ 113,284.00	\$ 142,596.00	\$ (123,304.00)	-46.37%
800 - Police Dept	\$ (5,007.13)	\$ 971.04	\$ 1,200.00	\$ -	\$ -	\$ (1,200.00)	-100.00%
820 - Community Center	\$ 14,619.48	\$ 16,539.25	\$ 12,000.00	\$ 7,241.00	\$ 15,000.00	\$ 3,000.00	25.00%
830 - Parks	\$ 441.35	\$ 30.00	\$ -	\$ 69.00	\$ -	\$ -	
Expense							
200 - City Council - General Fund	\$ 33,218.62	\$ 27,258.57	\$ 27,403.04	\$ 22,294.00	\$ 46,045.00	\$ 18,641.96	68.03%
300 - City Hall - General Fund	\$ 368,885.42	\$ 416,564.37	\$ 386,221.04	\$ 391,419.55	\$ 423,812.50	\$ 37,591.46	9.73%
500 - Fire Dept	\$ 135,231.53	\$ 165,495.55	\$ 114,173.29	\$ 92,432.69	\$ 182,066.00	\$ 67,892.71	59.46%
700 - Muni Court	\$ 134,352.23	\$ 128,597.62	\$ 108,426.80	\$ 91,456.81	\$ 99,746.00	\$ (8,680.80)	-8.01%
790 - Code Enforcement	\$ -	\$ 59,500.75	\$ 44,319.74	\$ 40,609.35	\$ 40,423.00	\$ (3,896.74)	-8.79%
800 - Police Dept	\$ 1,013,287.10	\$ 1,079,415.50	\$ 915,226.22	\$ 730,794.86	\$ 908,681.00	\$ (6,545.22)	-0.72%
820 - Community Center	\$ 10,577.86	\$ 15,159.10	\$ 5,576.00	\$ 4,753.62	\$ 7,100.00	\$ 1,524.00	27.33%
830 - Parks	\$ 2,363.28	\$ 861.91	\$ 3,683.00	\$ 2,955.30	\$ 5,783.00	\$ 2,100.00	57.02%
840 - Streets	\$ 12,178.98	\$ 13,876.59	\$ 115,707.00	\$ 12,743.37	\$ 141,710.00	\$ 26,003.00	22.47%
850 - Food Pantry	\$ -	\$ 186.76	\$ -	\$ 2,458.62	\$ 3,747.00	\$ 3,747.00	
860 - Public Works	\$ -	\$ 11,771.45	\$ 140,151.88	\$ 128,719.85	\$ 176,594.00	\$ 36,442.12	26.00%
Fund: 300 - Court Restricted							
Revenue							
100 - Debt Service	\$ -	\$ 14,722.43	\$ 14,552.00	\$ 5,779.20	\$ 5,900.00	\$ (8,652.00)	-59.46%
Expense							
100 - Debt Service	\$ -	\$ -	\$ 1,860.00	\$ 1,263.55	\$ 2,998.00	\$ 1,138.00	61.18%

Department and Fund Summary Continued

	2020-2021 Total Activity	2021-2022 Total Activity	2022-2023 Total Budget	2022-2023 YTD Activity	2023-2024 Adopted	Change in Dollars from FY 2023 budget	Change in % from FY 2023
Fund: 600 - Debt Service							
Revenue							
100 - Debt Service	\$ 15,650.92	\$ 80,380.54	\$ 594,640.77	80,202.51	\$ 641,388.00	\$ 46,747.23	7.86%
Expense							
100 - Debt Service	\$ (1.21)	\$ -	\$ 594,470.79	76,594.37	\$ 589,664.00	\$ (4,806.79)	-0.81%
Fund: 900 - Utility Fund							
Revenue							
900 - Water Dept	\$ 1,418,059.12	\$ 1,370,821.66	\$ 1,402,800.00	1,183,914.62	\$ 1,394,160.00	\$ (8,640.00)	-0.62%
Expense							
900 - Water Dept	\$ 787,524.71	\$ 631,090.12	\$ 1,394,498.52	644,939.46	\$ 1,383,287.00	\$ (11,211.52)	-0.80%
915 - Utility Billing	\$ 315.00	\$ 37,042.30	\$ 56,466.16	35,585.21	\$ 77,015.52	\$ 20,549.36	36.39%
Fund: 910 - Utility Drainage Fund							
Revenue							
910 - Utility Drainage	\$ -	\$ 53,832.00	\$ 54,000.00	44,920.00	\$ 52,800.00	\$ (1,200.00)	-2.22%
Expense							
910 - Utility Drainage	\$ -	\$ 3,815.46	\$ 99,081.41	12,084.93	\$ 81,224.00	\$ (17,857.41)	-18.02%



City of Blue Mound, Texas

Budget Worksheet Condensed

Account Summary

For Fiscal: 2022-2023 Period Ending: 08/31/2023

		2020-2021 Total Activity	2021-2022 Total Activity	2022-2023 Total Budget	2022-2023 YTD Activity	2023-2024 2023-2024
Fund: 100 - General Fund						
Revenue						
Department: 300 - City Hall						
100-300-4030-00	Miscellaneous City Income	2,016.55	276.66	0.00	16,199.77	0.00
100-300-4031-00	Cell Tower Lease Income	19,940.38	10,451.75	24,264.00	10,980.61	14,000.00
100-300-4032-00	Dumpster Income	745.00	205.00	0.00	75.00	0.00
100-300-4033-00	Signage Rental	1,440.00	480.00	0.00	0.00	0.00
100-300-4040-00	Photo Copies	148.00	12.00	0.00	34.25	0.00
100-300-4041-00	Fingerprinting	50.00	20.00	0.00	0.00	0.00
100-300-4042-00	Open Records Requests & Polic...	0.00	0.00	0.00	20.00	0.00

Budget Worksheet Condensed

For Fiscal: 2022-2023 Period Ending: 08/31/2023

		2020-2021 Total Activity	2021-2022 Total Activity	2022-2023 Total Budget	2022-2023 YTD Activity	2023-2024 2023-2024
100-300-4050-00	Credit Card Processing Fee	0.00	0.00	0.00	226.40	1,500.00

100-300-4121-00	Trash Service	0.00	31.00	152,786.40	144,289.11	152,786.00
---------------------------------	---------------	------	-------	------------	------------	------------

100-300-4210-00	Ad Valorem Taxes	835,332.36	786,272.91	967,425.76	916,346.03	1,594,314.85
---------------------------------	------------------	------------	------------	------------	------------	--------------

Budget Detail						
Budget Code	Description	Units	Price	Amount		
2023-2024	Value of \$252,623,461 at M&O rate of \$0.631098 (98.8% of \$255,691,763).	1.00	1,594,314.85	-1,594,314.85		

100-300-4211-00	Ad Valorem Delinquent Taxes	16,134.68	286,486.63	15,000.00	6,473.40	5,000.00
---------------------------------	-----------------------------	-----------	------------	-----------	----------	----------

100-300-4212-00	Ad Valorem Penalty and Interest	28,460.74	5,034.52	0.00	5,514.90	4,500.00
---------------------------------	---------------------------------	-----------	----------	------	----------	----------

100-300-4213-00	Vehicle Inventory Tax Overage ...	0.00	0.00	0.00	89,737.32	0.00
---------------------------------	-----------------------------------	------	------	------	-----------	------

100-300-4220-00	City Sales Taxes	328,219.61	298,445.40	315,860.00	177,245.73	207,000.00
---------------------------------	------------------	------------	------------	------------	------------	------------

Budget Detail						
Budget Code	Description	Units	Price	Amount		
2023-2024	Based on FY 2023 downturn in taxes	1.00	-207,000.00	-207,000.00		

Budget Worksheet Condensed

For Fiscal: 2022-2023 Period Ending: 08/31/2023

		2020-2021 Total Activity	2021-2022 Total Activity	2022-2023 Total Budget	2022-2023 YTD Activity	2023-2024 2023-2024
100-300-4310-00	Electric Franchisee Fee	54,105.95	48,505.85	53,000.00	30,570.15	53,000.00
Budget Detail						
Budget Code	Description	Units	Price	Amount		
2023-2024	Based on historical	1.00	-53,000.00	-53,000.00		
100-300-4320-00	Franchise Fees	44,948.29	62,443.74	15,000.00	36,058.35	43,000.00
Budget Detail						
Budget Code	Description	Units	Price	Amount		
2023-2024	Based on two yr historical	1.00	-43,000.00	-43,000.00		
100-300-4510-00	Animal Tags & Pound	1,330.00	1,640.00	1,500.00	1,960.00	2,000.00
100-300-4520-00	Building Permits	37,752.72	62,101.84	42,000.00	47,345.47	54,000.00
Budget Detail						
Budget Code	Description	Units	Price	Amount		
2023-2024	Based on low end of 2 yr historical avg	12.00	-4,500.00	-54,000.00		
100-300-4530-00	Garage Sale Permits	795.00	0.00	0.00	0.00	0.00
100-300-4943-00	Late Fees -Trash	0.00	0.00	0.00	2,405.04	3,000.00
Budget Detail						
Budget Code	Description	Units	Price	Amount		
2023-2024	Based on historical	12.00	-250.00	-3,000.00		

Budget Worksheet Condensed

For Fiscal: 2022-2023 Period Ending: 08/31/2023

		2020-2021 Total Activity	2021-2022 Total Activity	2022-2023 Total Budget	2022-2023 YTD Activity	2023-2024 2023-2024
100-300-7040-00	Interest Earned - Checking Acct	1,347.70	305.29	1,200.00	200.36	300.00

Budget Detail						
Budget Code	Description	Units	Price	Amount		
2023-2024	monthly interest	12.00	-25.00	-300.00		
100-300-7070-00	Sale of Capital Assets	0.00	0.00	0.00	4,830.92	0.00

100-300-9800-00	Transfer from Utility Fund	0.00	0.00	27,515.00	0.00	61,338.00
---------------------------------	----------------------------	------	------	-----------	------	-----------

Budget Detail						
Budget Code	Description	Units	Price	Amount		
2023-2024	Portion of Accounts Payable 25%	1.00	-10,676.00	-10,676.00		
2023-2024	Portion of City Admin/Finance Dir 35%	1.00	-34,957.00	-34,957.00		
2023-2024	Portion of City Secretary (35% of CS, 15% HR)	1.00	-15,705.00	-15,705.00		

100-300-9850-00	Grant Proceeds	49,488.00	57,028.01	0.00	0.00	0.00
---------------------------------	----------------	-----------	-----------	------	------	------

100-300-9860-00	Transfer from America Cares F...	175,000.00	0.00	0.00	0.00	0.00
---------------------------------	----------------------------------	------------	------	------	------	------

Department: 300 - City Hall Total:		1,597,254.98	1,619,740.60	1,615,551.16	1,490,512.81	2,195,738.85
------------------------------------	--	--------------	--------------	--------------	--------------	--------------

Budget Worksheet Condensed

For Fiscal: 2022-2023 Period Ending: 08/31/2023

		2020-2021 Total Activity	2021-2022 Total Activity	2022-2023 Total Budget	2022-2023 YTD Activity	2023-2024 2023-2024
Department: 500 - Fire Dept						
100-500-4120-00	Rural Fire Services	8,000.00	43.30	8,000.00	12,478.35	8,000.00
Budget Detail						
Budget Code	Description	Units	Price	Amount		
2023-2024	Rural fire services agreement	1.00	-8,000.00	-8,000.00		
100-500-4610-00	Fire Department Donations	3,970.00	50.00	0.00	0.00	0.00
Department: 500 - Fire Dept Total:		11,970.00	93.30	8,000.00	12,478.35	8,000.00

Budget Worksheet Condensed

For Fiscal: 2022-2023 Period Ending: 08/31/2023

		2020-2021 Total Activity	2021-2022 Total Activity	2022-2023 Total Budget	2022-2023 YTD Activity	2023-2024 2023-2024
Department: 700 - Muni Court						
100-700-4030-00	Miscellaneous City Income	4,662.03	1,071.77	0.00	1,041.62	0.00
100-700-4040-00	Photo Copies	1,138.55	0.00	0.00	0.00	0.00
100-700-4050-00	Credit Card Processing Fees	2,193.56	3,107.18	3,000.00	1,012.49	3,000.00
100-700-4402-00	Arrest Warrant Fee	28,936.48	30,159.20	30,000.00	15,389.18	18,000.00
Budget Detail						
Budget Code	Description	Units	Price	Amount		
2023-2024	Based on avg of current FY	12.00	-1,500.00	-18,000.00		
100-700-4403-00	Child Safety	25.00	225.00	0.00	0.00	0.00
100-700-4403-10	Seat Belt Fine	-49.50	401.00	0.00	87.50	0.00
100-700-4404-00	Defensive Driving Course	1,458.45	920.94	1,000.00	373.91	396.00
Budget Detail						
Budget Code	Description	Units	Price	Amount		
2023-2024	Based on historical	12.00	-33.00	-396.00		

Budget Worksheet Condensed

For Fiscal: 2022-2023 Period Ending: 08/31/2023

		2020-2021 Total Activity	2021-2022 Total Activity	2022-2023 Total Budget	2022-2023 YTD Activity	2023-2024 2023-2024
100-700-4405-00	Dismissals	5,900.80	3,480.00	3,000.00	620.00	900.00

Budget Detail

Budget Code	Description
2023-2024	Based on historical and current activity

Units	Price	Amount
12.00	-75.00	-900.00

100-700-4405-10	Deferred Disposition	55,564.76	50,147.97	54,000.00	25,598.58	32,400.00
---------------------------------	----------------------	-----------	-----------	-----------	-----------	-----------

Budget Detail

Budget Code	Description
2023-2024	Based on historical and current activity

Units	Price	Amount
12.00	-2,700.00	-32,400.00

100-700-4406-00	Fine Amount	205,658.34	174,264.11	168,000.00	66,179.76	84,000.00
---------------------------------	-------------	------------	------------	------------	-----------	-----------

Budget Detail

Budget Code	Description
2023-2024	Based on current activity

Units	Price	Amount
12.00	-7,000.00	-84,000.00

100-700-4408-00	Driver License	1,892.39	1,906.01	1,800.00	918.41	1,200.00
---------------------------------	----------------	----------	----------	----------	--------	----------

Budget Detail

Budget Code	Description
2023-2024	Based on current activity

Units	Price	Amount
12.00	-100.00	-1,200.00

100-700-4409-00	Payment Plan Fee	2,297.41	2,139.51	2,100.00	1,080.19	1,500.00
---------------------------------	------------------	----------	----------	----------	----------	----------

Budget Detail

Budget Code	Description
2023-2024	Based on historical

Units	Price	Amount
12.00	-125.00	-1,500.00

Budget Worksheet Condensed

For Fiscal: 2022-2023 Period Ending: 08/31/2023

		2020-2021 Total Activity	2021-2022 Total Activity	2022-2023 Total Budget	2022-2023 YTD Activity	2023-2024 2023-2024
100-700-4411-00	State Traffic Fee	0.00	0.00	0.00	0.00	0.00
100-700-4412-00	Traffic Fund	2,908.14	2,925.43	3,000.00	982.89	1,200.00
Budget Detail						
Budget Code	Description	Units	Price	Amount		
2023-2024	Based on current activity	12.00	-100.00	-1,200.00		
100-700-4414-00	Truancy Prevention - City Share	0.00	0.00	0.00	0.00	0.00
Department: 700 - Muni Court Total:		312,586.41	270,748.12	265,900.00	113,284.53	142,596.00

Budget Worksheet Condensed

For Fiscal: 2022-2023 Period Ending: 08/31/2023

		2020-2021 Total Activity	2021-2022 Total Activity	2022-2023 Total Budget	2022-2023 YTD Activity	2023-2024 2023-2024
Department: 800 - Police Dept						
100-800-4030-00	Miscellaneous City Income	1,095.70	971.04	1,200.00	0.00	0.00
100-800-4430-00	Police Asset Forfeiture	-6,102.83	0.00	0.00	0.00	0.00
Department: 800 - Police Dept Total:		-5,007.13	971.04	1,200.00	0.00	0.00

Budget Worksheet Condensed

For Fiscal: 2022-2023 Period Ending: 08/31/2023

		2020-2021 Total Activity	2021-2022 Total Activity	2022-2023 Total Budget	2022-2023 YTD Activity	2023-2024 2023-2024
Department: 820 - Community Center						
100-820-4020-00	Community Center Rental Inc...	14,619.48	15,601.25	12,000.00	7,185.00	15,000.00
100-820-4040-00	Food Pantry Donations	0.00	938.00	0.00	56.00	0.00
Department: 820 - Community Center Total:		14,619.48	16,539.25	12,000.00	7,241.00	15,000.00

Budget Worksheet Condensed

For Fiscal: 2022-2023 Period Ending: 08/31/2023

		2020-2021 Total Activity	2021-2022 Total Activity	2022-2023 Total Budget	2022-2023 YTD Activity	2023-2024 2023-2024
Department: 830 - Parks						
100-830-4640-00	Park Donations	441.35	30.00	0.00	70.00	0.00
Department: 830 - Parks Total:		441.35	30.00	0.00	70.00	0.00
Revenue Total:		1,931,865.09	1,908,122.31	1,902,651.16	1,623,586.69	2,361,334.85

Budget Worksheet Condensed

For Fiscal: 2022-2023 Period Ending: 08/31/2023

		2020-2021	2021-2022	2022-2023	2022-2023	2023-2024
		Total Activity	Total Activity	Total Budget	YTD Activity	2023-2024
Expense						
Department: 200 - City Council						
100-200-6131-50	Contract Services - City Council	26,855.00	24,125.00	24,350.00	19,650.00	24,350.00
Budget Detail						
Budget Code	Description	Units	Price	Amount		
2023-2024	Mayor council pay (per month)	12.00	1,800.00	21,600.00		
2023-2024	Place 1 council pay (per meeting)	11.00	50.00	550.00		
2023-2024	Place 2 council pay (per meeting)	11.00	50.00	550.00		
2023-2024	Place 3 council pay (per meeting)	11.00	50.00	550.00		
2023-2024	Place 4 council pay (per meeting)	11.00	50.00	550.00		
2023-2024	Place 5 council pay (per meeting)	11.00	50.00	550.00		
100-200-6180-00	Dues & Subscriptions	313.47	829.00	0.00	0.00	0.00
100-200-6190-00	Election Expenses	3,426.84	0.00	0.00	987.20	17,000.00
Budget Detail						
Budget Code	Description	Units	Price	Amount		
2023-2024	Tarrant Co. Elections services, general election	1.00	8,500.00	8,500.00		
2023-2024	Tarrant Co. Elections services, special election	1.00	8,500.00	8,500.00		
100-200-6210-00	Training, Travel & Education	1,643.30	2,210.11	2,659.28	0.00	3,995.00
Budget Detail						
Budget Code	Description	Units	Price	Amount		
2023-2024	Annual TML Conference 3 meals/day/4 days per reg.	36.00	55.00	1,980.00		
2023-2024	Annual TML Conference registration (Dallas)	3.00	375.00	1,125.00		

Budget Worksheet Condensed

For Fiscal: 2022-2023 Period Ending: 08/31/2023

		2020-2021 Total Activity	2021-2022 Total Activity	2022-2023 Total Budget	2022-2023 YTD Activity	2023-2024 2023-2024
2023-2024	TML Conf. mileage (IRS rate) 35 m/3 days/3 people	1.00	890.00	890.00		
100-200-6220-00	Employee Uniforms	0.00	0.00	0.00	0.00	300.00
Budget Detail						
Budget Code	Description	Units	Price	Amount		
2023-2024	City uniform shirts	6.00	50.00	300.00		
100-200-6272-00	Bond Insurance	0.00	0.00	193.76	200.00	200.00
Budget Detail						
Budget Code	Description	Units	Price	Amount		
2023-2024	Bond for Mayor and Mayor-Pro Tem	2.00	100.00	200.00		
100-200-6410-00	Office Supplies	105.72	57.60	200.00	172.29	200.00
100-200-6420-00	Operating Supplies	316.98	4.79	0.00	31.93	0.00
100-200-9000-03	Furniture & Fixtures	0.00	0.00	0.00	1,252.65	0.00
Department: 200 - City Council Total:		32,661.31	27,226.50	27,403.04	22,294.07	46,045.00

Budget Worksheet Condensed

For Fiscal: 2022-2023 Period Ending: 08/31/2023

		2020-2021 Total Activity	2021-2022 Total Activity	2022-2023 Total Budget	2022-2023 YTD Activity	2023-2024 2023-2024
Department: 300 - City Hall						
100-300-6020-00	Audit Expenses	0.00	48,250.00	32,500.00	8,225.00	22,500.00
Budget Detail						
Budget Code	Description	Units	Price	Amount		
2023-2024	Annual Audit (1/2)	1.00	22,500.00	22,500.00		
100-300-6025-00	Bad Debt / Write Off	0.00	0.00	0.00	0.00	0.00
100-300-6030-00	Bank Charges	250.00	30.00	0.00	0.00	540.00
Budget Detail						
Budget Code	Description	Units	Price	Amount		
2023-2024	Analysis fees/mo statements (3 accts)	36.00	15.00	540.00		
100-300-6050-00	Cable TV	0.00	0.00	0.00	0.00	0.00
100-300-6070-00	Cleaning & Janitorial Supplies	428.23	230.23	500.00	79.95	500.00
100-300-6090-00	Community Relations & Events	1,283.68	1,270.86	4,500.00	6,706.41	6,315.00
Budget Detail						
Budget Code	Description	Units	Price	Amount		
2023-2024	Christmas - Tree Lighting Supplies	1.00	100.00	100.00		
2023-2024	Christmas - Tree Lighting Santa (2hrs)	2.00	100.00	200.00		
2023-2024	Christmas - Tree Lighting Snacks/Drinks	1.00	100.00	100.00		

Budget Worksheet Condensed

For Fiscal: 2022-2023 Period Ending: 08/31/2023

		2020-2021	2021-2022	2022-2023	2022-2023	2023-2024
		Total Activity	Total Activity	Total Budget	YTD Activity	2023-2024
2023-2024	Halloween - All That and More Inflatables (3hrs)	1.00	4,200.00	4,200.00		
2023-2024	Halloween - CowboyPartyRental Dunk Tank (3hr)	1.00	265.00	265.00		
2023-2024	Halloween - DJ Julian Miramontez (3hrs)	1.00	250.00	250.00		
2023-2024	Halloween - Porta Potty (3hrs)	1.00	400.00	400.00		
2023-2024	Halloween - Wild Wild Bounce Obstacle Course (3hr)	1.00	400.00	400.00		
2023-2024	Summer Sno Cones	1.00	400.00	400.00		
100-300-6110-00	Computer & Software Expenses	8,617.31	14,065.96	883.00	9,080.80	1,435.00

Budget Detail						
Budget Code	Description	Units	Price	Amount		
2023-2024	Adobe Pro	12.00	20.00	240.00		
2023-2024	Annual hosting/maint. for Code of Ords. online	1.00	1,195.00	1,195.00		

100-300-6131-00	Contract Services - Bookkeeping	4,446.50	3,000.00	25,000.00	30,127.22	0.00
---------------------------------	---------------------------------	----------	----------	-----------	-----------	------

100-300-6131-05	Contract Services - City Council	37.73	395.00	0.00	0.00	0.00
---------------------------------	----------------------------------	-------	--------	------	------	------

100-300-6136-00	Contract Services - Housekeepi...	0.00	0.00	0.00	0.00	1,200.00
---------------------------------	-----------------------------------	------	------	------	------	----------

Budget Detail						
Budget Code	Description	Units	Price	Amount		
2023-2024	General cleaning	12.00	100.00	1,200.00		

100-300-6137-00	Contract Services - Human Res...	449.54	718.58	856.00	718.58	315.50
---------------------------------	----------------------------------	--------	--------	--------	--------	--------

Budget Worksheet Condensed

For Fiscal: 2022-2023 Period Ending: 08/31/2023

		2020-2021	2021-2022	2022-2023	2022-2023	2023-2024
		Total Activity	Total Activity	Total Budget	YTD Activity	2023-2024
Budget Detail						
Budget Code	Description	Units	Price	Amount		
2023-2024	Carrier notificatons, annual	1.00	122.50	122.50		
2023-2024	COBRA Admin Fees (per EE per Qtr)	3.00	45.00	135.00		
2023-2024	COBRA renewal fee, annual	1.00	58.00	58.00		
100-300-6138-00	Contract Services - Inspections	23,024.12	16,325.00	15,600.00	11,450.00	15,600.00
Budget Detail						
Budget Code	Description	Units	Price	Amount		
2023-2024	Monthly inspections for permits	12.00	1,300.00	15,600.00		
100-300-6139-00	Contract Services - IT	13,962.52	21,256.38	6,750.00	8,684.73	8,834.00
Budget Detail						
Budget Code	Description	Units	Price	Amount		
2023-2024	Cyber Security threat assessment, annual fee	1.00	60.00	60.00		
2023-2024	iwerk maint. contract for 1 servers/mo	12.00	77.00	924.00		
2023-2024	iwerk maint. contract for 50% 1 server/mo	12.00	38.00	456.00		
2023-2024	iwerk maint. contract, 6 workstations (\$75/mo/ea	72.00	77.00	5,544.00		
2023-2024	Microsoft office licenses G1 (annual)	6.00	100.00	600.00		
2023-2024	Microsoft office licenses G3 (annual)	4.00	250.00	1,000.00		
2023-2024	SHI annual fee (3rd party reseller for Microsoft)	1.00	250.00	250.00		
100-300-6150-00	Contract Services-Other	1,453.14	993.60	950.00	2,982.80	1,975.00
Budget Detail						
Budget Code	Description	Units	Price	Amount		
2023-2024	Tax Assessor - Collections (based on # of accts)	975.00	1.00	975.00		
2023-2024	Website hosting	1.00	1,000.00	1,000.00		

Budget Worksheet Condensed

For Fiscal: 2022-2023 Period Ending: 08/31/2023

		2020-2021 Total Activity	2021-2022 Total Activity	2022-2023 Total Budget	2022-2023 YTD Activity	2023-2024 2023-2024
100-300-6170-00	Credit Card Fees	0.00	1,950.57	0.00	401.12	2,490.00

Budget Detail

Budget Code	Description	Units	Price	Amount
2023-2024	Acceptance fees	12.00	200.00	2,400.00
2023-2024	Virtual Terminal Fees (Permits)	12.00	7.50	90.00

100-300-6180-00	Dues & Subscriptions	4,209.76	660.84	1,319.00	1,908.90	2,080.00
---------------------------------	----------------------	----------	--------	----------	----------	----------

Budget Detail

Budget Code	Description	Units	Price	Amount
2023-2024	Costco annual membership	1.00	180.00	180.00
2023-2024	Council of Govts annual membership	1.00	200.00	200.00
2023-2024	GFOA of TX (GFOAT) membership - fin. dir.	1.00	60.00	60.00
2023-2024	Govt Finance Officers Assoc (GFOA) membership	1.00	150.00	150.00
2023-2024	Notary membership (AG)	1.00	150.00	150.00
2023-2024	Texas City Managers Assoc. (TCMA) membership	1.00	265.00	265.00
2023-2024	Texas Muni HR Association	1.00	75.00	75.00
2023-2024	TX Muni. Clerks Assoc membership	1.00	100.00	100.00
2023-2024	Tx Municipal Leage (TML) annual membership - City	1.00	900.00	900.00

100-300-6205-00	Employee Relations	245.77	984.41	1,500.00	1,320.94	1,000.00
---------------------------------	--------------------	--------	--------	----------	----------	----------

Budget Detail

Budget Code	Description	Units	Price	Amount
2023-2024	Christmas Dinner Supplies	1.00	400.00	400.00
2023-2024	Clty staff Christmas dinner	1.00	600.00	600.00

100-300-6210-00	Training, Travel & Education	1,889.69	3,302.36	5,220.00	2,154.63	5,240.00
---------------------------------	------------------------------	----------	----------	----------	----------	----------

Budget Worksheet Condensed

For Fiscal: 2022-2023 Period Ending: 08/31/2023

		2020-2021	2021-2022	2022-2023	2022-2023	2023-2024
		Total Activity	Total Activity	Total Budget	YTD Activity	2023-2024
Budget Detail						
Budget Code	Description	Units	Price	Amount		
2023-2024	Accounts Payable training	1.00	400.00	400.00		
2023-2024	GFOAT conf. meals (3 day)	9.00	50.00	450.00		
2023-2024	GFOAT conference reg (FD)	1.00	450.00	450.00		
2023-2024	ICC Permit Technician Class	1.00	250.00	250.00		
2023-2024	ICC Permit Technician Exam	1.00	290.00	290.00		
2023-2024	Public Funds Investment Act Training (FD, req'd)	1.00	250.00	250.00		
2023-2024	TCMA conf. lodging (3 nghts)	3.00	175.00	525.00		
2023-2024	TCMA conf. meals (3 days)	9.00	50.00	450.00		
2023-2024	TCMA conference reg. (City Admin)	1.00	350.00	350.00		
2023-2024	TMHRA Conf. Lodging (3 nights)	3.00	175.00	525.00		
2023-2024	TMHRA Conf. Meals (3 days)	9.00	50.00	450.00		
2023-2024	TMHRA Conf. Reg. (City Sec.)	1.00	350.00	350.00		
2023-2024	TML reg. (City Admin)	1.00	500.00	500.00		
100-300-6220-00	Employee Uniforms	0.00	57.00	900.00	0.00	300.00
Budget Detail						
Budget Code	Description	Units	Price	Amount		
2023-2024	Logo shirts (3 staff)	6.00	50.00	300.00		
100-300-6240-00	Fuel	88.35	0.00	0.00	0.00	0.00
100-300-6271-00	Auto Insurance-Liability & Phys...	11,844.00	12,879.27	99.00	99.00	0.00
100-300-6272-00	Bond Insurance	0.00	700.00	387.50	300.00	400.00
Budget Detail						
Budget Code	Description	Units	Price	Amount		
2023-2024	City Admin/FD & City Secretary	1.00	400.00	400.00		

Budget Worksheet Condensed

For Fiscal: 2022-2023 Period Ending: 08/31/2023

		2020-2021 Total Activity	2021-2022 Total Activity	2022-2023 Total Budget	2022-2023 YTD Activity	2023-2024 2023-2024
100-300-6273-00	Real & Personal Property Insur...	0.00	2,256.21	2,332.00	2,776.50	0.00
100-300-6274-00	Mobile Equipment Insurance	60.00	45.00	0.00	0.00	0.00
100-300-6275-00	General Liability	18,878.00	9,822.72	721.00	721.00	0.00
100-300-6277-00	Errors & Omissions Insurance	0.00	2,089.00	1,262.00	1,262.00	0.00
100-300-6278-00	Volunteer Insurance	0.00	0.00	0.00	0.00	0.00
100-300-6279-00	Workers Comp Insurance	17,376.00	7,854.88	863.00	880.00	0.00
100-300-6310-00	Internet	80.20	220.68	10,800.00	8,120.94	10,800.00
Budget Detail						
Budget Code	Description	Units	Price	Amount		
2023-2024	Monthly fiber internet	12.00	900.00	10,800.00		
100-300-6330-00	Lab Tests	0.00	0.00	0.00	48.00	0.00

Budget Worksheet Condensed

For Fiscal: 2022-2023 Period Ending: 08/31/2023

		2020-2021 Total Activity	2021-2022 Total Activity	2022-2023 Total Budget	2022-2023 YTD Activity	2023-2024 2023-2024
100-300-6350-10	.1 Legal Fees	37,572.38	58,318.37	40,400.00	24,997.15	36,000.00

Budget Detail						
Budget Code	Description	Units	Price	Amount		
2023-2024	Monthly legal expense (based on historical)	12.00	3,000.00	36,000.00		
100-300-6350-20	.2 Professional Fees	2,106.00	0.00	0.00	56.25	0.00

100-300-6390-00	Notices & Publications	120.80	833.10	200.00	12.00	1,175.00
---------------------------------	------------------------	--------	--------	--------	-------	----------

Budget Detail						
Budget Code	Description	Units	Price	Amount		
2023-2024	Public hearing notice for zoning changes	1.00	200.00	200.00		
2023-2024	Public hearing notices budget/tax rate	1.00	500.00	500.00		
2023-2024	Public notice for tax rate	1.00	475.00	475.00		
100-300-6410-00	Office Supplies	1,280.13	1,901.21	500.00	892.37	1,000.00

Budget Detail						
Budget Code	Description	Units	Price	Amount		
2023-2024	Paper, toner, misc supplies	1.00	1,000.00	1,000.00		
100-300-6420-00	Operating Supplies	2,279.82	5,815.57	1,140.00	1,136.39	800.00

Budget Detail						
Budget Code	Description	Units	Price	Amount		
2023-2024	1099 tax forms	1.00	100.00	100.00		
2023-2024	Animal tags	1.00	200.00	200.00		
2023-2024	Payroll and related legal posters	1.00	200.00	200.00		
2023-2024	Permit forms	1.00	200.00	200.00		

Budget Worksheet Condensed

For Fiscal: 2022-2023 Period Ending: 08/31/2023

		2020-2021 Total Activity	2021-2022 Total Activity	2022-2023 Total Budget	2022-2023 YTD Activity	2023-2024 2023-2024
2023-2024	W2 tax forms	1.00	100.00	100.00		
100-300-6511-00	Dental Insurance - City Pay	149.30	0.00	0.00	0.00	0.00
100-300-6514-00	Life, STD, LTD - City Paid	208.54	0.00	1,260.00	0.00	0.00
100-300-6515-00	Medical Insurance - City Paid	8,133.10	8,547.19	18,899.40	8,495.39	16,074.00
Budget Detail						
Budget Code	Description	Units	Price	Amount		
2023-2024	City paid portion of EE medical ins (2.5 EEs)	1,211.50	12.00	14,538.00		
2023-2024	Teledoc (per employee/mo)	12.00	128.00	1,536.00		
100-300-6516-00	Tx Municipal Retirement System	3,067.90	5,064.21	8,629.89	7,191.95	11,186.00
Budget Detail						
Budget Code	Description	Units	Price	Amount		
2023-2024	3 staff, 30% 1 staff	1.00	11,000.00	11,000.00		
2023-2024	Overtime	1.00	32.00	32.00		
2023-2024	Vehicle allowance	1.00	154.00	154.00		
100-300-6518-00	AFLAC Insurance	43.80	0.00	0.00	0.00	0.00
100-300-6560-00	Payroll Taxes	8,664.99	8,403.87	11,285.87	10,675.77	13,423.00

Budget Worksheet Condensed

For Fiscal: 2022-2023 Period Ending: 08/31/2023

		2020-2021	2021-2022	2022-2023	2022-2023	2023-2024
		Total Activity	Total Activity	Total Budget	YTD Activity	2023-2024
Budget Detail						
Budget Code	Description	Units	Price	Amount		
2023-2024	3 staff, 30% 1 staff	1.00	13,200.00	13,200.00		
2023-2024	Overtime	1.00	39.00	39.00		
2023-2024	Vehicle allowance	1.00	184.00	184.00		
100-300-6710-00	Gross Wages	58,897.74	107,493.30	146,920.00	121,964.52	183,780.00
Budget Detail						
Budget Code	Description	Units	Price	Amount		
2023-2024	3 staff, 30% 1 staff	1.00	183,780.00	183,780.00		
100-300-6730-00	Overtime Wages	0.00	40.95	594.00	331.12	500.00
100-300-6760-00	Vehicle Allowance	0.00	0.00	0.00	200.00	2,400.00
Budget Detail						
Budget Code	Description	Units	Price	Amount		
2023-2024	City Administrator	12.00	200.00	2,400.00		
100-300-6820-00	Postage	755.58	74.92	480.00	281.66	250.00
Budget Detail						
Budget Code	Description	Units	Price	Amount		
2023-2024	Mailing docs certified or express	1.00	250.00	250.00		
100-300-6825-00	Printing	1,030.12	1,870.15	2,000.00	2,372.55	1,560.00

Budget Worksheet Condensed

For Fiscal: 2022-2023 Period Ending: 08/31/2023

		2020-2021 Total Activity	2021-2022 Total Activity	2022-2023 Total Budget	2022-2023 YTD Activity	2023-2024 2023-2024
Budget Detail						
Budget Code	Description	Units	Price	Amount		
2023-2024	Monthly charges Xerox	12.00	130.00	1,560.00		
100-300-6881-00	Building Repair & Maintenance	2,061.88	4,170.78	1,062.52	1,703.09	1,020.00
Budget Detail						
Budget Code	Description	Units	Price	Amount		
2023-2024	HVAC quarterly maintenance	4.00	200.00	800.00		
2023-2024	Pest control (quarterly)	4.00	55.00	220.00		
100-300-6883-00	Equipment Repair & Maintena...	1,170.00	55.00	0.00	0.00	0.00
100-300-6886-00	Signage	0.00	0.00	600.00	52.44	500.00
Budget Detail						
Budget Code	Description	Units	Price	Amount		
2023-2024	For zoning notifications, etc.	1.00	500.00	500.00		
100-300-6910-00	Security Expense	150.00	0.00	0.00	0.00	0.00
100-300-6940-00	Tarrant Appraisal District	4,496.87	4,383.75	4,500.00	6,011.58	6,200.00
Budget Detail						
Budget Code	Description	Units	Price	Amount		
2023-2024	Appraisal of properties (based on tax roll)	1.00	6,200.00	6,200.00		

Budget Worksheet Condensed

For Fiscal: 2022-2023 Period Ending: 08/31/2023

		2020-2021 Total Activity	2021-2022 Total Activity	2022-2023 Total Budget	2022-2023 YTD Activity	2023-2024 2023-2024
100-300-6960-00	Telephone	673.99	760.10	960.00	409.16	960.00

Budget Detail						
Budget Code	Description	Units	Price	Amount		
2023-2024	Hard lines and fax	12.00	80.00	960.00		
100-300-6992-00	Electric	1,763.24	1,967.34	1,740.00	920.01	1,800.00

100-300-7099-00	COVID Expenses	294.70	0.00	0.00	0.00	0.00
---------------------------------	----------------	--------	------	------	------	------

100-300-8999-00	Incode Computer System	-10,212.00	59,456.58	5,946.00	6,945.59	5,406.00
---------------------------------	------------------------	------------	-----------	----------	----------	----------

Budget Detail						
Budget Code	Description	Units	Price	Amount		
2023-2024	Incode cashiering suite, GF portion	1.00	104.00	104.00		
2023-2024	Incode financials suit	1.00	1,671.00	1,671.00		
2023-2024	Incode mbl srvc orders suite, GF portion	1.00	15.00	15.00		
2023-2024	Incode personnel suite, GF portion	1.00	1,579.00	1,579.00		
2023-2024	Incode TCM suite, GF portion	1.00	414.00	414.00		
2023-2024	Incode time entry suite, GF portion	1.00	803.00	803.00		
2023-2024	Incode Tyler U suite, GF portion	1.00	820.00	820.00		

100-300-9000-03	Furniture & Fixtures	0.00	0.00	0.00	52.79	0.00
---------------------------------	----------------------	------	------	------	-------	------

100-300-9400-00	Capital Outlay	135,552.00	0.00	0.00	98,669.25	0.00
---------------------------------	----------------	------------	------	------	-----------	------

Budget Worksheet Condensed

For Fiscal: 2022-2023 Period Ending: 08/31/2023

		2020-2021	2021-2022	2022-2023	2022-2023	2023-2024
		Total Activity	Total Activity	Total Budget	YTD Activity	2023-2024
100-300-9820-00	Transfer to Debt Service	0.00	0.00	26,160.86	0.00	58,254.00

Budget Detail

Budget Code	Description	Units	Price	Amount		
2023-2024	50% of backhoe/trailer interest	1.00	679.00	679.00		
2023-2024	50% of backhoe/trailer principle	1.00	7,890.00	7,890.00		
2023-2024	Airpacks interest	1.00	1,229.00	1,229.00		
2023-2024	Airpacks principle	1.00	17,000.00	17,000.00		
2023-2024	Computer hard/software interest	1.00	2,336.00	2,336.00		
2023-2024	Computer hard/software principle	1.00	29,120.00	29,120.00		
Department: 300 - City Hall Total:		368,885.42	418,514.94	386,221.04	391,419.55	423,812.50

Budget Worksheet Condensed

For Fiscal: 2022-2023 Period Ending: 08/31/2023

		2020-2021 Total Activity	2021-2022 Total Activity	2022-2023 Total Budget	2022-2023 YTD Activity	2023-2024 2023-2024
Department: 500 - Fire Dept						
100-500-6050-00	Cable TV	1,689.97	1,952.44	240.00	443.63	0.00
100-500-6070-00	Cleaning & Janitorial Supplies	357.90	111.71	500.00	0.00	900.00
Budget Detail						
Budget Code	Description	Units	Price	Amount		
2023-2024	Cleaning and Janitorial Supplies	12.00	75.00	900.00		
100-500-6110-00	Computer & Software Expenses	1,222.92	0.00	0.00	0.00	0.00
100-500-6134-00	Contract Services - Fire Volunte...	5,510.00	10,275.00	10,000.00	16,650.00	20,000.00
Budget Detail						
Budget Code	Description	Units	Price	Amount		
2023-2024	Contract Services - Fire Volunteers	0.00	0.00	20,000.00		
100-500-6139-00	Contract Services - IT	262.50	78.75	0.00	0.00	100.00
Budget Detail						
Budget Code	Description	Units	Price	Amount		
2023-2024	Microsoft office licenses G1 (annual)	1.00	100.00	100.00		
100-500-6140-00	Contract Services - Repairs	0.00	0.00	0.00	0.00	4,500.00

Budget Worksheet Condensed

For Fiscal: 2022-2023 Period Ending: 08/31/2023

		2020-2021 Total Activity	2021-2022 Total Activity	2022-2023 Total Budget	2022-2023 YTD Activity	2023-2024 2023-2024
100-500-6150-00	Contract Services-Other	0.00	0.00	0.00	2,916.00	35,000.00

Budget Detail						
Budget Code	Description	Units	Price	Amount		
2023-2024	Dispatach services	1.00	35,000.00	35,000.00		

100-500-6180-00	Dues & Subscriptions	9,781.64	9,147.00	9,000.00	9,000.00	9,000.00
---------------------------------	----------------------	----------	----------	----------	----------	----------

Budget Detail						
Budget Code	Description	Units	Price	Amount		
2023-2024	Radio annual subscription (Fort Worth)	1.00	9,000.00	9,000.00		

100-500-6205-00	Employee Relations	0.00	809.63	1,000.00	375.62	500.00
---------------------------------	--------------------	------	--------	----------	--------	--------

Budget Detail						
Budget Code	Description	Units	Price	Amount		
2023-2024	Annual dinner/awards	1.00	500.00	500.00		

100-500-6210-00	Training, Travel & Education	0.00	1,695.00	2,500.00	0.00	3,400.00
---------------------------------	------------------------------	------	----------	----------	------	----------

Budget Detail						
Budget Code	Description	Units	Price	Amount		
2023-2024	Meals for training at TCC	1.00	400.00	400.00		
2023-2024	TCC contract/fire field; mo cont. ed.	1.00	3,000.00	3,000.00		

100-500-6220-00	Employee Uniforms	4,097.32	0.00	1,500.00	0.00	2,000.00
---------------------------------	-------------------	----------	------	----------	------	----------

Budget Detail						
Budget Code	Description	Units	Price	Amount		
2023-2024	Uniforms - daily t shirts, pants, belt/25	1.00	2,000.00	2,000.00		

Budget Worksheet Condensed

For Fiscal: 2022-2023 Period Ending: 08/31/2023

		2020-2021 Total Activity	2021-2022 Total Activity	2022-2023 Total Budget	2022-2023 YTD Activity	2023-2024 2023-2024
100-500-6240-00	Fuel	2,236.25	4,255.18	3,600.00	6,075.34	4,500.00

100-500-6271-00	Auto Insurance- Liability & Phys...	0.00	0.00	6,690.00	6,690.00	6,700.00
---------------------------------	-------------------------------------	------	------	----------	----------	----------

Budget Detail				
Budget Code	Description	Units	Price	Amount
2023-2024	Based on 2023 rates: liability	1.00	4,600.00	4,600.00
2023-2024	Based on 2023 rates: phys damage	1.00	2,100.00	2,100.00

100-500-6275-00	General Liability	0.00	0.00	2.00	2.00	0.00
---------------------------------	-------------------	------	------	------	------	------

100-500-6277-00	Errors & Omissions Insurance	0.00	0.00	4.00	116.50	0.00
---------------------------------	------------------------------	------	------	------	--------	------

100-500-6278-00	Volunteer Insurance	0.00	2,849.00	3,600.00	2,169.00	2,169.00
---------------------------------	---------------------	------	----------	----------	----------	----------

100-500-6279-00	Workers Comp Insurance	0.00	1,324.11	2,906.00	4,081.00	2,925.00
---------------------------------	------------------------	------	----------	----------	----------	----------

Budget Detail				
Budget Code	Description	Units	Price	Amount
2023-2024	Based on 2023 rates	1.00	2,925.00	2,925.00

100-500-6310-00	Internet	481.00	554.23	0.00	0.00	0.00
---------------------------------	----------	--------	--------	------	------	------

Budget Worksheet Condensed

For Fiscal: 2022-2023 Period Ending: 08/31/2023

		2020-2021 Total Activity	2021-2022 Total Activity	2022-2023 Total Budget	2022-2023 YTD Activity	2023-2024 2023-2024
100-500-6350-02	Professional Fees	0.00	0.00	200.00	0.00	225.00

Budget Detail						
Budget Code	Description	Units	Price	Amount		
2023-2024	Certified firefighters \$75yr TX Com. Fire Prot.(3)	1.00	225.00	225.00		
100-500-6350-10	.1 Legal Fees	0.00	0.00	0.00	231.25	0.00

100-500-6410-00	Office Supplies	234.28	147.14	500.00	209.74	300.00
---------------------------------	-----------------	--------	--------	--------	--------	--------

100-500-6420-00	Operating Supplies	1,840.72	2,395.05	500.00	1,592.11	0.00
---------------------------------	--------------------	----------	----------	--------	----------	------

100-500-6514-00	Life, STD, LTD - City Paid	179.82	0.00	0.00	0.00	0.00
---------------------------------	----------------------------	--------	------	------	------	------

100-500-6516-00	Tx Municipal Retirement System	2,127.84	2,424.97	2,703.53	2,431.96	3,000.00
---------------------------------	--------------------------------	----------	----------	----------	----------	----------

Budget Detail						
Budget Code	Description	Units	Price	Amount		
2023-2024	1 part time staff	1.00	3,000.00	3,000.00		
100-500-6560-00	Payroll Taxes	3,925.47	4,083.22	3,536.32	3,423.21	3,540.00

Budget Worksheet Condensed

For Fiscal: 2022-2023 Period Ending: 08/31/2023

		2020-2021	2021-2022	2022-2023	2022-2023	2023-2024
		Total Activity	Total Activity	Total Budget	YTD Activity	2023-2024
Budget Detail						
Budget Code	Description	Units	Price	Amount		
2023-2024	1 part time staff	1.00	3,540.00	3,540.00		
100-500-6710-00	Gross Wages	44,679.82	50,082.27	46,226.44	41,532.67	46,227.00
Budget Detail						
Budget Code	Description	Units	Price	Amount		
2023-2024	1 partime staff	1.00	46,227.00	46,227.00		
100-500-6810-00	Permit & License Fees	0.00	0.00	0.00	0.00	0.00
100-500-6820-00	Postage	0.00	0.00	100.00	0.00	0.00
100-500-6850-00	Professional Gear & Equipment	31,780.25	25,728.32	0.00	-19,484.55	19,000.00
Budget Detail						
Budget Code	Description	Units	Price	Amount		
2023-2024	Helmets, hoods, boots	1.00	4,000.00	4,000.00		
2023-2024	Replace of Bunker Gear	4.00	3,500.00	14,000.00		
2023-2024	Replacements for rips, tears and damage.	1.00	1,000.00	1,000.00		
100-500-6851-00	Field-First Aid & Field Tests	456.32	0.00	500.00	0.00	500.00
Budget Detail						
Budget Code	Description	Units	Price	Amount		
2023-2024	Field test by lab on fire scenes	1.00	500.00	500.00		

Budget Worksheet Condensed

For Fiscal: 2022-2023 Period Ending: 08/31/2023

		2020-2021 Total Activity	2021-2022 Total Activity	2022-2023 Total Budget	2022-2023 YTD Activity	2023-2024 2023-2024
100-500-6881-00	Building Repair & Maintenance	3,220.57	290.00	125.00	922.75	400.00

Budget Detail						
Budget Code	Description	Units	Price	Amount		
2023-2024	HVAC quarterly maintenance	4.00	100.00	400.00		
100-500-6883-00	Equipment Repair & Maintena...	761.00	2,609.05	2,000.00	737.84	2,000.00

100-500-6888-00	Vehicle Repair & Maintenance	12,108.33	11,555.60	10,000.00	7,800.55	9,400.00
---------------------------------	------------------------------	-----------	-----------	-----------	----------	----------

Budget Detail						
Budget Code	Description	Units	Price	Amount		
2023-2024	Annual pump test Eng 32	1.00	500.00	500.00		
2023-2024	Misc repairs	1.00	3,000.00	3,000.00		
2023-2024	Preventative maintenance C32	1.00	150.00	150.00		
2023-2024	Preventative maintenance utility trailer	1.00	400.00	400.00		
2023-2024	Preventive maintenance Brush 232	1.00	350.00	350.00		
2023-2024	Preventive maintenance Eng 32	1.00	2,000.00	2,000.00		
2023-2024	Tires Eng. 32	1.00	3,000.00	3,000.00		

100-500-6920-00	Small Tools & Equipment	0.00	0.00	0.00	0.00	1,000.00
---------------------------------	-------------------------	------	------	------	------	----------

100-500-6960-00	Telephone	457.13	758.74	840.00	639.16	480.00
---------------------------------	-----------	--------	--------	--------	--------	--------

Budget Detail						
Budget Code	Description	Units	Price	Amount		
2023-2024	Hardline	12.00	40.00	480.00		

Budget Worksheet Condensed

For Fiscal: 2022-2023 Period Ending: 08/31/2023

		2020-2021 Total Activity	2021-2022 Total Activity	2022-2023 Total Budget	2022-2023 YTD Activity	2023-2024 2023-2024
100-500-6991-00	Gas - Utilities	1,553.54	1,577.69	1,500.00	1,274.27	1,500.00
100-500-6992-00	Electric	4,404.01	4,302.00	3,900.00	2,602.64	2,800.00
100-500-7099-00	COVID Expenses	1,862.93	0.00	0.00	0.00	0.00
100-500-8999-00	Incode Computer System	0.00	0.00	0.00	0.00	0.00
100-500-9000-10	Vehicles - Purchase	0.00	26,489.45	0.00	0.00	0.00
Department: 500 - Fire Dept Total:		135,231.53	165,495.55	114,173.29	92,432.69	182,066.00

Budget Worksheet Condensed

For Fiscal: 2022-2023 Period Ending: 08/31/2023

		2020-2021 Total Activity	2021-2022 Total Activity	2022-2023 Total Budget	2022-2023 YTD Activity	2023-2024 2023-2024
Department: 700 - Muni Court						
100-700-6110-00	Computer & Software Expenses	1,222.92	111.90	540.00	0.00	0.00
100-700-6139-00	Contract Services - IT	8,145.00	3,822.50	5,400.00	2,750.00	5,650.00
Budget Detail						
Budget Code	Description	Units	Price	Amount		
2023-2024	6 workstations (\$75 mo/each	72.00	75.00	5,400.00		
2023-2024	Microsoft office licenses G3 (annual)	1.00	250.00	250.00		
100-700-6150-00	Contract Services-Other	3,017.50	0.00	0.00	0.00	0.00
100-700-6162-00	Judge Salary	10,000.00	10,800.00	10,800.00	9,900.00	10,800.00
Budget Detail						
Budget Code	Description	Units	Price	Amount		
2023-2024	Judge	12.00	900.00	10,800.00		
100-700-6163-00	Prosecutor Salary	7,200.00	10,800.00	10,800.00	9,900.00	10,800.00
Budget Detail						
Budget Code	Description	Units	Price	Amount		
2023-2024	Prosecutor	12.00	900.00	10,800.00		
100-700-6170-00	Credit Card Fees	16,583.59	23,566.86	19,200.00	14,617.95	14,400.00

Budget Worksheet Condensed

For Fiscal: 2022-2023 Period Ending: 08/31/2023

		2020-2021	2021-2022	2022-2023	2022-2023	2023-2024
		Total Activity	Total Activity	Total Budget	YTD Activity	2023-2024
Budget Detail	Description	Units	Price	Amount		
Budget Code						
2023-2024	Acceptance fees	12.00	1,200.00	14,400.00		
100-700-6180-00	Dues & Subscriptions	130.00	100.00	200.00	0.00	185.00
Budget Detail	Description	Units	Price	Amount		
Budget Code						
2023-2024	Membership, TX Muni. Court Assoc (1 yr)	1.00	75.00	75.00		
2023-2024	Notary Renewal (4 year)	1.00	110.00	110.00		
100-700-6210-00	Training, Travel & Education	693.45	550.94	800.00	0.00	875.00
Budget Detail	Description	Units	Price	Amount		
Budget Code						
2023-2024	Clerks Seminar, Fines&Fees Expo (Reg./Housing)	2.00	400.00	800.00		
2023-2024	Level II Exam Fee	1.00	75.00	75.00		
100-700-6220-00	Employee Uniforms	0.00	0.00	0.00	0.00	0.00
100-700-6272-00	Bond Insurance	0.00	0.00	96.88	100.00	100.00
100-700-6279-00	Workers Comp Insurance	0.00	123.36	0.00	0.00	0.00
100-700-6350-10	.1 Legal Fees	85.00	0.00	0.00	0.00	0.00

Budget Worksheet Condensed

For Fiscal: 2022-2023 Period Ending: 08/31/2023

		2020-2021 Total Activity	2021-2022 Total Activity	2022-2023 Total Budget	2022-2023 YTD Activity	2023-2024 2023-2024
100-700-6350-20	.2 Professional Fees	0.00	0.00	0.00	0.00	0.00

100-700-6381-00	Court Refund	0.00	251.00	0.00	526.00	0.00
---------------------------------	--------------	------	--------	------	--------	------

100-700-6410-00	Office Supplies	1,671.62	794.66	500.00	410.34	225.00
---------------------------------	-----------------	----------	--------	--------	--------	--------

Budget Detail Budget Code 2023-2024	Description	Units	Price	Amount		
	General Office Supplies	1.00	225.00	225.00		
100-700-6420-00	Operating Supplies	1,088.72	1,506.78	0.00	176.44	810.00

Budget Detail Budget Code 2023-2024	Description	Units	Price	Amount		
	Docket Folders	2.00	405.00	810.00		

100-700-6514-00	Life, STD, LTD - City Paid	153.66	0.00	420.00	0.00	0.00
---------------------------------	----------------------------	--------	------	--------	------	------

100-700-6515-00	Medical Insurance - City Paid	5,330.60	10,752.03	6,318.00	5,471.93	6,000.00
---------------------------------	-------------------------------	----------	-----------	----------	----------	----------

Budget Detail Budget Code 2023-2024	Description	Units	Price	Amount		
	1 staff	12.00	500.00	6,000.00		

Budget Worksheet Condensed

For Fiscal: 2022-2023 Period Ending: 08/31/2023

		2020-2021 Total Activity	2021-2022 Total Activity	2022-2023 Total Budget	2022-2023 YTD Activity	2023-2024 2023-2024
100-700-6516-00	Tx Municipal Retirement System	2,669.20	3,740.26	2,565.00	2,269.30	2,707.00
Budget Detail						
Budget Code	Description	Units	Price	Amount		
2023-2024	1 staff	1.00	2,675.00	2,675.00		
2023-2024	Overtime	1.00	32.00	32.00		
100-700-6560-00	Payroll Taxes	5,998.10	5,936.98	3,352.00	2,960.55	3,254.00
Budget Detail						
Budget Code	Description	Units	Price	Amount		
2023-2024	1 staff	1.00	3,215.00	3,215.00		
2023-2024	Overtime	1.00	39.00	39.00		
100-700-6710-00	Gross Wages	66,755.86	70,770.75	42,000.00	38,643.99	42,000.00
Budget Detail						
Budget Code	Description	Units	Price	Amount		
2023-2024	1 staff	1.00	42,000.00	42,000.00		
100-700-6730-00	Overtime Wages	0.00	1,383.75	1,817.40	273.28	500.00
100-700-6820-00	Postage	2,058.65	362.10	600.00	113.26	480.00
Budget Detail						
Budget Code	Description	Units	Price	Amount		
2023-2024	Postage Citations (Animal Control)	12.00	4.17	50.00		
2023-2024	Postage Citations (Code)	12.00	4.17	50.00		
2023-2024	Postage Court	12.00	31.67	380.00		

Budget Worksheet Condensed

For Fiscal: 2022-2023 Period Ending: 08/31/2023

		2020-2021 Total Activity	2021-2022 Total Activity	2022-2023 Total Budget	2022-2023 YTD Activity	2023-2024 2023-2024
100-700-6825-00	Printing	868.30	495.19	0.00	0.00	0.00
100-700-6881-00	Building Repair & Maintenance	12.99	0.00	62.52	56.00	0.00
100-700-6960-00	Telephone	667.07	719.77	480.00	649.08	960.00
Budget Detail						
Budget Code	Description	Units	Price	Amount		
2023-2024	Hard line and fax	12.00	80.00	960.00		
100-700-8999-00	Incode Computer System	0.00	0.00	2,475.00	2,728.69	0.00
Department: 700 - Muni Court Total:		134,352.23	146,588.83	108,426.80	91,546.81	99,746.00

Budget Worksheet Condensed

For Fiscal: 2022-2023 Period Ending: 08/31/2023

		2020-2021 Total Activity	2021-2022 Total Activity	2022-2023 Total Budget	2022-2023 YTD Activity	2023-2024 2023-2024
Department: 790 - Code Enforcement						
100-790-6110-00	Computer & Software Expenses	0.00	0.00	3,528.00	3,504.90	0.00
100-790-6139-00	Contract Services - IT	0.00	201.00	900.00	871.72	900.00
Budget Detail Budget Code 2023-2024	Description lwerx	Units 12.00	Price 75.00	Amount 900.00		
100-790-6180-00	Dues & Subscriptions	0.00	0.00	0.00	108.97	100.00
Budget Detail Budget Code 2023-2024	Description Tolls and misc expenses	Units 1.00	Price 100.00	Amount 100.00		
100-790-6210-00	Training, Travel & Education	0.00	100.00	1,000.00	160.00	800.00
Budget Detail Budget Code 2023-2024	Description Code Enforcement conference	Units 1.00	Price 800.00	Amount 800.00		
100-790-6220-00	Employee Uniforms	0.00	359.36	400.00	0.00	250.00
Budget Detail Budget Code 2023-2024	Description Uniforms	Units 1.00	Price 250.00	Amount 250.00		

Budget Worksheet Condensed

For Fiscal: 2022-2023 Period Ending: 08/31/2023

		2020-2021 Total Activity	2021-2022 Total Activity	2022-2023 Total Budget	2022-2023 YTD Activity	2023-2024 2023-2024
100-790-6240-00	Fuel	0.00	455.15	800.00	681.96	800.00

Budget Detail						
Budget Code	Description	Units	Price	Amount		
2023-2024	Fuel	1.00	800.00	800.00		

100-790-6279-00	Workers Comp	0.00	611.04	0.00	1,091.75	0.00
---------------------------------	--------------	------	--------	------	----------	------

100-790-6310-00	Internet	0.00	706.99	0.00	60.31	0.00
---------------------------------	----------	------	--------	------	-------	------

100-790-6410-00	Office Supplies	0.00	572.58	300.00	60.72	200.00
---------------------------------	-----------------	------	--------	--------	-------	--------

Budget Detail						
Budget Code	Description	Units	Price	Amount		
2023-2024	Office Supplies	1.00	200.00	200.00		

100-790-6420-00	Operating Supplies	0.00	45.70	0.00	85.49	50.00
---------------------------------	--------------------	------	-------	------	-------	-------

Budget Detail						
Budget Code	Description	Units	Price	Amount		
2023-2024	Misc operating supplies	1.00	50.00	50.00		

100-790-6514-00	Life, STD, LTD	0.00	0.00	420.00	0.00	0.00
---------------------------------	----------------	------	------	--------	------	------

Budget Worksheet Condensed

For Fiscal: 2022-2023 Period Ending: 08/31/2023

		2020-2021 Total Activity	2021-2022 Total Activity	2022-2023 Total Budget	2022-2023 YTD Activity	2023-2024 2023-2024
100-790-6515-00	Medical Insurance	0.00	3,805.26	6,299.80	2,649.40	6,000.00
Budget Detail						
Budget Code	Description	Units	Price	Amount		
2023-2024	1 staff	12.00	500.00	6,000.00		
100-790-6516-00	Tx Municipal Retirement System	0.00	2,043.38	1,460.49	1,438.50	1,960.00
Budget Detail						
Budget Code	Description	Units	Price	Amount		
2023-2024	1 staff, 3 days/wk	1.00	1,960.00	1,960.00		
100-790-6560-00	Payroll Taxes	0.00	3,556.51	1,960.45	2,005.31	1,628.00
Budget Detail						
Budget Code	Description	Units	Price	Amount		
2023-2024	1 staff, 3 days/wk	1.00	1,628.00	1,628.00		
100-790-6710-00	Gross Wages	0.00	38,738.00	24,366.00	23,536.23	25,585.00
Budget Detail						
Budget Code	Description	Units	Price	Amount		
2023-2024	1 staff, 3 days/wk	1.00	25,585.00	25,585.00		
100-790-6730-00	Overtime Wages	0.00	204.75	585.00	289.13	0.00
100-790-6820-00	Postage	0.00	4,735.27	200.00	0.00	200.00

Budget Worksheet Condensed

For Fiscal: 2022-2023 Period Ending: 08/31/2023

		2020-2021 Total Activity	2021-2022 Total Activity	2022-2023 Total Budget	2022-2023 YTD Activity	2023-2024 2023-2024
Budget Detail						
Budget Code	Description	Units	Price	Amount		
2023-2024	Postage	1.00	200.00	200.00		
100-790-6881-00	Building Repair & Maintenance	0.00	0.00	0.00	241.87	0.00
100-790-6888-00	Vehicle Repair & Maintenance	0.00	2,497.71	1,420.00	3,389.37	1,420.00
Budget Detail						
Budget Code	Description	Units	Price	Amount		
2023-2024	Repairs and Maintenance	1.00	1,420.00	1,420.00		
100-790-6920-00	Small Tools & Equipment	0.00	185.95	200.00	0.00	50.00
Budget Detail						
Budget Code	Description	Units	Price	Amount		
2023-2024	Small tools	1.00	50.00	50.00		
100-790-6960-00	Telephone	0.00	682.10	480.00	353.73	480.00
Budget Detail						
Budget Code	Description	Units	Price	Amount		
2023-2024	Telephone	12.00	40.00	480.00		
100-790-9000-03	Furniture & Fixtures	0.00	0.00	0.00	79.99	0.00
Department: 790 - Code Enforcement Total:		0.00	59,500.75	44,319.74	40,609.35	40,423.00

Budget Worksheet Condensed

For Fiscal: 2022-2023 Period Ending: 08/31/2023

		2020-2021 Total Activity	2021-2022 Total Activity	2022-2023 Total Budget	2022-2023 YTD Activity	2023-2024 2023-2024
Department: 800 - Police Dept						
100-800-6010-00	Animal Control	0.00	1,500.00	1,500.00	1,500.00	1,500.00
Budget Detail						
Budget Code	Description	Units	Price	Amount		
2023-2024	Animal Control contract with the City of Saginaw	0.00	0.00	1,500.00		
100-800-6050-00	Cable TV	1,076.38	1,072.50	240.00	443.61	0.00
100-800-6070-00	Cleaning & Janitorial Supplies	913.27	348.84	500.00	120.00	120.00
Budget Detail						
Budget Code	Description	Units	Price	Amount		
2023-2024	Cleaning supplies (we clean our own building)	2.00	60.00	120.00		
100-800-6090-00	Community Relations & Events	2,575.30	143.68	500.00	91.64	500.00
Budget Detail						
Budget Code	Description	Units	Price	Amount		
2023-2024	Coffee with a cop	4.00	25.00	100.00		
2023-2024	Police Stickers for children (2k for \$400)	1.00	400.00	400.00		
100-800-6110-00	Computer & Software Expenses	10,620.43	6,437.63	4,140.00	7,750.87	19,640.00
Budget Detail						
Budget Code	Description	Units	Price	Amount		
2023-2024	Intellichoice (E-Force) CAD	1.00	5,900.00	5,900.00		
2023-2024	LEEDS online pawnshop database	12.00	50.00	600.00		

Budget Worksheet Condensed

For Fiscal: 2022-2023 Period Ending: 08/31/2023

		2020-2021	2021-2022	2022-2023	2022-2023	2023-2024
		Total Activity	Total Activity	Total Budget	YTD Activity	2023-2024
2023-2024	Lexipol (policy mgmt)	1.00	5,300.00	5,300.00		
2023-2024	linxup GPS	12.00	120.00	1,440.00		
2023-2024	Omnigo (Quetel) prop & evid mgt	1.00	5,500.00	5,500.00		
2023-2024	Transunion TLO	12.00	75.00	900.00		
100-800-6136-00	Contract Services - Housekeepi...	254.00	0.00	0.00	0.00	0.00
100-800-6139-00	Contract Services - IT	10,342.50	8,875.85	15,300.00	11,081.40	17,550.00
Budget Detail						
Budget Code	Description	Units	Price	Amount		
2023-2024	17 iwerk workstations, 1 server,	216.00	75.00	16,200.00		
2023-2024	Microsoft office licenses G1 (annual)	6.00	100.00	600.00		
2023-2024	Microsoft office licenses G3 (annual)	3.00	250.00	750.00		
100-800-6140-00	Contract Services - Repairs	0.00	0.00	0.00	0.00	0.00
100-800-6150-00	Contract Services-Other	17.24	8,781.80	925.00	102,960.29	131,050.00
Budget Detail						
Budget Code	Description	Units	Price	Amount		
2023-2024	Diversified Power Systems, Inc. Generator maint.	0.00	0.00	1,050.00		
2023-2024	Lake Worth Dispatch and Jail	1.00	130,000.00	130,000.00		
100-800-6180-00	Dues & Subscriptions	7,467.38	19,622.86	6,200.00	12,597.09	600.00

Budget Worksheet Condensed

For Fiscal: 2022-2023 Period Ending: 08/31/2023

		2020-2021	2021-2022	2022-2023	2022-2023	2023-2024
		Total Activity	Total Activity	Total Budget	YTD Activity	2023-2024
Budget Detail						
Budget Code	Description	Units	Price	Amount		
2023-2024	Netmotion	1.00	600.00	600.00		
100-800-6205-00	Employee Relations	0.00	0.00	0.00	572.53	850.00
Budget Detail						
Budget Code	Description	Units	Price	Amount		
2023-2024	Decorations for the dinner	1.00	100.00	100.00		
2023-2024	Officer Appreciation Dinner	1.00	600.00	600.00		
2023-2024	Officer of the year award	1.00	80.00	80.00		
2023-2024	Police Award Bars	1.00	70.00	70.00		
100-800-6210-00	Training, Travel & Education	9,275.10	2,315.94	15,000.00	10,379.02	12,750.00
Budget Detail						
Budget Code	Description	Units	Price	Amount		
2023-2024	Pistol duty ammo	1.00	450.00	450.00		
2023-2024	Rifle duty ammo	1.00	800.00	800.00		
2023-2024	Rifle/Pistol practice ammo	1.00	2,500.00	2,500.00		
2023-2024	Training courses for pd	9.00	1,000.00	9,000.00		
100-800-6220-00	Employee Uniforms	5,292.88	3,500.59	1,950.00	4,586.37	4,282.00
Budget Detail						
Budget Code	Description	Units	Price	Amount		
2023-2024	1 replacement uniform per officer	7.00	150.00	1,050.00		
2023-2024	2 kevlar vests per year	2.00	1,466.00	2,932.00		
2023-2024	New hire uniform	2.00	150.00	300.00		
100-800-6240-00	Fuel	15,121.04	18,299.09	15,600.00	11,194.41	15,600.00

Budget Worksheet Condensed

For Fiscal: 2022-2023 Period Ending: 08/31/2023

		2020-2021 Total Activity	2021-2022 Total Activity	2022-2023 Total Budget	2022-2023 YTD Activity	2023-2024 2023-2024
Budget Detail	Description	Units	Price	Amount		
Budget Code						
2023-2024	Fuel for patrol	1.00	15,600.00	15,600.00		
100-800-6270-00	Law Enforcement Liability		0.00	0.00	11,766.00	11,766.00
100-800-6271-00	Auto Insurance- Liability & Phys...		0.00	0.00	13,221.00	13,300.00
Budget Detail	Description	Units	Price	Amount		
Budget Code						
2023-2024	Based on 2023 rates: liability	1.00	10,600.00	10,600.00		
2023-2024	Based on 2023 rates: phys damage	1.00	2,700.00	2,700.00		
100-800-6273-00	Real & Personal Property Insur...		0.00	0.00	23.00	23.00
Budget Detail	Description	Units	Price	Amount		
Budget Code						
2023-2024	Based on 2023 rates	1.00	23.00	23.00		
100-800-6275-00	General Liability		0.00	0.00	0.00	0.00
100-800-6279-00	Workers Comp Insurance		0.00	7,630.53	16,713.00	25,069.50
16,713.00						
Budget Detail	Description	Units	Price	Amount		
Budget Code						
2023-2024	Based on 2023 rates	1.00	16,713.00	16,713.00		

Budget Worksheet Condensed

For Fiscal: 2022-2023 Period Ending: 08/31/2023

		2020-2021 Total Activity	2021-2022 Total Activity	2022-2023 Total Budget	2022-2023 YTD Activity	2023-2024 2023-2024
100-800-6310-00	Internet	17,717.17	11,797.58	1,920.00	0.00	1,920.00

Budget Detail

Budget Code	Description	Units	Price	Amount
2023-2024	Aircard 7844	12.00	30.00	360.00
2023-2024	Aircard 7899	12.00	30.00	360.00
2023-2024	Aircard 7900	12.00	30.00	360.00
2023-2024	Aircard 7902	12.00	30.00	360.00
2023-2024	Aircard 9782	12.00	40.00	480.00

100-800-6320-00	Investigations	1,027.80	225.00	0.00	0.00	0.00
---------------------------------	----------------	----------	--------	------	------	------

100-800-6330-00	Lab Tests	7,095.61	2,677.40	4,500.00	351.60	5,800.00
---------------------------------	-----------	----------	----------	----------	--------	----------

Budget Detail

Budget Code	Description	Units	Price	Amount
2023-2024	Narcotic testing, NIK, DNA	1.00	2,500.00	2,500.00
2023-2024	SANE exam kits	3.00	1,100.00	3,300.00

100-800-6340-00	Leasing Expense	0.00	0.00	0.00	0.00	3,156.00
---------------------------------	-----------------	------	------	------	------	----------

Budget Detail

Budget Code	Description	Units	Price	Amount
2023-2024	Printer lease	12.00	263.00	3,156.00

100-800-6350-10	.1 Legal Fees	3,491.25	22,190.22	10,000.00	11,844.08	15,000.00
---------------------------------	---------------	----------	-----------	-----------	-----------	-----------

For Fiscal: 2022-2023 Period Ending: 08/31/2023

8/4/2023 11:06:01 AM 9/18 Page 47 of 116

Budget Worksheet Condensed

For Fiscal: 2022-2023 Period Ending: 08/31/2023

		2020-2021 Total Activity	2021-2022 Total Activity	2022-2023 Total Budget	2022-2023 YTD Activity	2023-2024 2023-2024
100-800-6511-00	Dental Insurance - City Pay	1,161.56	880.42	0.00	107.76	0.00

100-800-6514-00	Life, STD, LTD - City Paid	2,412.09	0.00	5,040.00	0.00	0.00
---------------------------------	----------------------------	----------	------	----------	------	------

100-800-6515-00	Medical Insurance - City Paid	63,205.58	66,344.34	69,498.00	33,966.64	42,000.00
---------------------------------	-------------------------------	-----------	-----------	-----------	-----------	-----------

Budget Detail						
Budget Code	Description	Units	Price	Amount		
2023-2024	7 staff (\$500/mo each)	12.00	3,500.00	42,000.00		
100-800-6516-00	Tx Municipal Retirement System	32,509.81	34,449.19	38,278.00	22,626.26	29,026.00

Budget Detail						
Budget Code	Description	Units	Price	Amount		
2023-2024	7 staff	1.00	26,035.00	26,035.00		
2023-2024	Holiday Pay for 5 officers	1.00	1,083.00	1,083.00		
2023-2024	Overtime, 6 staff	1.00	1,908.00	1,908.00		
100-800-6560-00	Payroll Taxes	58,648.55	46,910.52	47,492.22	17,201.79	34,913.00

Budget Detail						
Budget Code	Description	Units	Price	Amount		
2023-2024	7 staff	1.00	31,315.00	31,315.00		
2023-2024	Holiday Pay for 5 officers	1.00	1,303.00	1,303.00		
2023-2024	Overtime, 6 staff	1.00	2,295.00	2,295.00		

Budget Worksheet Condensed

For Fiscal: 2022-2023 Period Ending: 08/31/2023

		2020-2021 Total Activity	2021-2022 Total Activity	2022-2023 Total Budget	2022-2023 YTD Activity	2023-2024 2023-2024
100-800-6710-00	Gross Wages	633,205.01	615,460.62	582,312.00	360,681.19	426,345.00

Budget Detail						
Budget Code	Description	Units	Price	Amount		
2023-2024	7 staff	1.00	409,320.00	409,320.00		
2023-2024	Holiday Pay for 5 officers	1.00	17,025.00	17,025.00		

100-800-6730-00	Overtime Wages	67,424.44	78,723.31	20,000.00	26,976.26	30,000.00
---------------------------------	----------------	-----------	-----------	-----------	-----------	-----------

Budget Detail						
Budget Code	Description	Units	Price	Amount		
2023-2024	Officer overtime	1.00	30,000.00	30,000.00		

100-800-6810-00	Permit & License Fees	0.00	10.21	0.00	0.00	0.00
---------------------------------	-----------------------	------	-------	------	------	------

100-800-6820-00	Postage	855.11	659.53	500.00	333.15	0.00
---------------------------------	---------	--------	--------	--------	--------	------

100-800-6825-00	Printing	0.00	744.23	0.00	0.00	0.00
---------------------------------	----------	------	--------	------	------	------

100-800-6830-00	Jail Expenses	2,580.93	871.09	2,100.00	0.00	0.00
---------------------------------	---------------	----------	--------	----------	------	------

100-800-6850-00	Professional Gear & Equipment	12,202.56	19,234.01	3,600.00	13,562.55	0.00
---------------------------------	-------------------------------	-----------	-----------	----------	-----------	------

Budget Worksheet Condensed

For Fiscal: 2022-2023 Period Ending: 08/31/2023

		2020-2021 Total Activity	2021-2022 Total Activity	2022-2023 Total Budget	2022-2023 YTD Activity	2023-2024 2023-2024
100-800-6851-00	Field - First Aid & Field Tests	42.00	0.00	625.00	0.00	375.00

Budget Detail						
Budget Code	Description	Units	Price	Amount		
2023-2024	First aid kits	3.00	125.00	375.00		

100-800-6881-00	Building Repair & Maintenance	5,404.29	9,963.77	5,125.00	10,053.60	35,780.00
---------------------------------	-------------------------------	----------	----------	----------	-----------	-----------

Budget Detail						
Budget Code	Description	Units	Price	Amount		
2023-2024	Building repairs	1.00	5,200.00	5,200.00		
2023-2024	HVAC quarterly maintenance	4.00	100.00	400.00		
2023-2024	Pest control	4.00	45.00	180.00		
2023-2024	Replace sewer line under the building	1.00	30,000.00	30,000.00		

100-800-6883-00	Equipment Repair & Maintena...	653.64	66,865.57	3,000.00	47.94	1,500.00
---------------------------------	--------------------------------	--------	-----------	----------	-------	----------

Budget Detail						
Budget Code	Description	Units	Price	Amount		
2023-2024	Console repairs	1.00	1,500.00	1,500.00		

100-800-6888-00	Vehicle Repair & Maintenance	16,970.38	3,033.52	4,600.00	6,455.22	9,580.00
---------------------------------	------------------------------	-----------	----------	----------	----------	----------

Budget Detail						
Budget Code	Description	Units	Price	Amount		
2023-2024	7 Air filters	7.00	20.00	140.00		
2023-2024	7 vehicle 4 oil changes	28.00	80.00	2,240.00		
2023-2024	Misc repairs/maintenace 3 vehicles	3.00	2,000.00	6,000.00		
2023-2024	Tires 2 vehicles	2.00	600.00	1,200.00		

Budget Worksheet Condensed

For Fiscal: 2022-2023 Period Ending: 08/31/2023

		2020-2021 Total Activity	2021-2022 Total Activity	2022-2023 Total Budget	2022-2023 YTD Activity	2023-2024 2023-2024
100-800-6910-00	Security Expense	846.75	0.00	0.00	0.00	0.00
100-800-6920-00	Small Tools & Equipment	265.00	379.31	2,000.00	1,425.18	1,000.00
Budget Detail Budget Code 2023-2024	Description Firearm repairs	Units 1.00	Price 1,000.00	Amount 1,000.00		
100-800-6960-00	Telephone	2,686.38	4,271.10	3,408.00	4,832.07	3,408.00
Budget Detail Budget Code 2023-2024	Description AT&T Mobile Phone 1917	Units 12.00	Price 42.00	Amount 504.00		
2023-2024	AT&T Mobile Phone 6564	12.00	42.00	504.00		
2023-2024	Fax Line	12.00	40.00	480.00		
2023-2024	Monthly fee 4 lines	48.00	40.00	1,920.00		
100-800-6992-00	Electric	4,404.02	4,302.01	3,600.00	2,219.46	3,600.00
Budget Detail Budget Code 2023-2024	Description Electric	Units 12.00	Price 300.00	Amount 3,600.00		
100-800-7020-00	Website - Design & Fees	0.00	0.00	0.00	0.00	0.00
100-800-8999-00	Incode Computer System	210.00	0.00	0.00	0.00	0.00

Budget Worksheet Condensed

For Fiscal: 2022-2023 Period Ending: 08/31/2023

		2020-2021 Total Activity	2021-2022 Total Activity	2022-2023 Total Budget	2022-2023 YTD Activity	2023-2024 2023-2024
100-800-9000-09	Vehicle Equipment Upgrades/P...	6,520.00	0.00	0.00	0.00	13,000.00

Budget Detail						
Budget Code	Description	Units	Price	Amount		
2023-2024	Watchguard auto download	1.00	13,000.00	13,000.00		
100-800-9000-13	Body Cameras Police Dept	0.00	0.00	0.00	0.00	1,200.00

Budget Detail						
Budget Code	Description	Units	Price	Amount		
2023-2024	Bodycam repair/replace	3.00	400.00	1,200.00		
Department: 800 - Police Dept Total:		1,013,287.10	1,079,415.50	915,226.22	730,794.86	908,681.00

Budget Worksheet Condensed

For Fiscal: 2022-2023 Period Ending: 08/31/2023

		2020-2021 Total Activity	2021-2022 Total Activity	2022-2023 Total Budget	2022-2023 YTD Activity	2023-2024 2023-2024
Department: 820 - Community Center						
100-820-6070-00	Cleaning & Janitorial Supplies	266.60	142.33	0.00	421.95	1,200.00
100-820-6140-00	Contract Services - Repairs	454.12	1,253.75	0.00	0.00	0.00
100-820-6150-00	Contract Services-Other	0.00	0.00	0.00	0.00	1,200.00
Budget Detail						
Budget Code	Description	Units	Price	Amount		
2023-2024	Cleaning services	12.00	100.00	1,200.00		
100-820-6273-00	Real & Personal Property Insur...	0.00	0.00	326.00	326.00	0.00
100-820-6420-00	Operating Supplies	207.32	198.61	0.00	0.00	1,200.00
Budget Detail						
Budget Code	Description	Units	Price	Amount		
2023-2024	toiletries	12.00	100.00	1,200.00		
100-820-6881-00	Building Repair & Maintenance	3,487.16	8,339.78	250.00	674.54	0.00
100-820-6910-00	Security Expense	0.00	0.00	0.00	0.00	0.00

Budget Worksheet Condensed

For Fiscal: 2022-2023 Period Ending: 08/31/2023

		2020-2021 Total Activity	2021-2022 Total Activity	2022-2023 Total Budget	2022-2023 YTD Activity	2023-2024 2023-2024
100-820-6992-00	Electric	6,162.66	5,224.63	5,000.00	2,691.93	3,500.00
100-820-9000-03	Furniture & Fixtures	0.00	0.00	0.00	639.20	0.00
Department: 820 - Community Center Total:		10,577.86	15,159.10	5,576.00	4,753.62	7,100.00

Budget Worksheet Condensed

For Fiscal: 2022-2023 Period Ending: 08/31/2023

		2020-2021 Total Activity	2021-2022 Total Activity	2022-2023 Total Budget	2022-2023 YTD Activity	2023-2024 2023-2024
Department: 830 - Parks						
100-830-6135-00	Contract Services - Groundskee...	0.00	0.00	0.00	0.00	0.00
100-830-6273-00	Real & Personal Property Insur...	0.00	0.00	83.00	83.00	83.00
Budget Detail						
Budget Code	Description	Units	Price	Amount		
2023-2024	Based on 2023 rates	1.00	83.00	83.00		
100-830-6883-00	Equipment Repair & Maintena...	0.00	0.00	0.00	76.39	800.00
Budget Detail						
Budget Code	Description	Units	Price	Amount		
2023-2024	Oil changes, blades, belt, repair minor equip	0.00	0.00	800.00		
100-830-6885-00	Parks Repair & Maintenance	2,045.12	518.52	3,000.00	2,275.20	3,300.00
Budget Detail						
Budget Code	Description	Units	Price	Amount		
2023-2024	General Maint.Trash bags, weed killer, Supplies	0.00	0.00	800.00		
2023-2024	Playground Surfacing	0.00	0.00	2,500.00		
100-830-6920-00	Small Tools & Equipment	0.00	0.00	0.00	0.00	800.00
Budget Detail						
Budget Code	Description	Units	Price	Amount		
2023-2024	Stihl Chainsaw	0.00	0.00	500.00		

Budget Worksheet Condensed

For Fiscal: 2022-2023 Period Ending: 08/31/2023

		2020-2021 Total Activity	2021-2022 Total Activity	2022-2023 Total Budget	2022-2023 YTD Activity	2023-2024 2023-2024
2023-2024	Stihl Edger FC 56	0.00	0.00	300.00		
100-830-6992-00	Electric	318.16	343.39	600.00	520.74	800.00

Budget Detail						
Budget Code	Description	Units	Price	Amount		
2023-2024	Fagan court lights	0.00	0.00	800.00		
	Department: 830 - Parks Total:	2,363.28	861.91	3,683.00	2,955.33	5,783.00

Budget Worksheet Condensed

For Fiscal: 2022-2023 Period Ending: 08/31/2023

		2020-2021 Total Activity	2021-2022 Total Activity	2022-2023 Total Budget	2022-2023 YTD Activity	2023-2024 2023-2024
Department: 840 - Streets						
100-840-6275-00	General Liability	0.00	0.00	257.00	257.00	260.00
Budget Detail						
Budget Code	Description	Units	Price	Amount		
2023-2024	Based on 2023 rates	1.00	260.00	260.00		
100-840-6277-00	Errors & Omissions Insurance	0.00	0.00	450.00	337.50	450.00
Budget Detail						
Budget Code	Description	Units	Price	Amount		
2023-2024	Based on 2023 rates	1.00	450.00	450.00		
100-840-6884-00	Infrastructure Maintenance & ...	0.00	0.00	0.00	0.00	0.00
100-840-6886-00	Signage	0.00	699.75	3,000.00	3,512.30	4,000.00
Budget Detail						
Budget Code	Description	Units	Price	Amount		
2023-2024	Street sign	0.00	0.00	4,000.00		
100-840-6887-00	Street Repair & Maintenance	0.00	1,922.00	100,000.00	1,116.00	125,000.00
Budget Detail						
Budget Code	Description	Units	Price	Amount		
2023-2024	Asphalt patch repairs	0.00	0.00	30,000.00		
2023-2024	Concrete replacement-various locations	0.00	0.00	80,000.00		
2023-2024	Engineering	0.00	0.00	15,000.00		

Budget Worksheet Condensed

For Fiscal: 2022-2023 Period Ending: 08/31/2023

		2020-2021 Total Activity	2021-2022 Total Activity	2022-2023 Total Budget	2022-2023 YTD Activity	2023-2024 2023-2024
100-840-6935-00	Sub-Standard Housing Rehab	0.00	0.00	0.00	0.00	0.00
100-840-6992-00	Electric	12,178.98	11,254.84	12,000.00	7,520.57	12,000.00
	Department: 840 - Streets Total:	12,178.98	13,876.59	115,707.00	12,743.37	141,710.00

Budget Worksheet Condensed

For Fiscal: 2022-2023 Period Ending: 08/31/2023

		2020-2021 Total Activity	2021-2022 Total Activity	2022-2023 Total Budget	2022-2023 YTD Activity	2023-2024 2023-2024
Department: 850 - Food Pantry						
100-850-6273-00	Real & Personal Property	0.00	0.00	0.00	0.00	547.00
100-850-6420-00	Operating Supplies	0.00	186.76	0.00	1,296.15	1,500.00
100-850-6881-00	Building Repair & Maintenance	0.00	0.00	0.00	845.25	500.00
Budget Detail						
Budget Code	Description	Units	Price	Amount		
2023-2024	HVAC maint/filters	1.00	500.00	500.00		
100-850-6920-00	Small Tools & Equipment	0.00	0.00	0.00	100.00	0.00
100-850-6992-00	Electric	0.00	0.00	0.00	217.22	1,200.00
Budget Detail						
Budget Code	Description	Units	Price	Amount		
2023-2024	Monthly usage	12.00	100.00	1,200.00		
Department: 850 - Food Pantry Total:		0.00	186.76	0.00	2,458.62	3,747.00

Budget Worksheet Condensed

For Fiscal: 2022-2023 Period Ending: 08/31/2023

		2020-2021 Total Activity	2021-2022 Total Activity	2022-2023 Total Budget	2022-2023 YTD Activity	2023-2024 2023-2024
Department: 860 - Public Works						
100-860-6271-00	Auto Insurance-Liability & Phys...	0.00	0.00	963.00	963.00	975.00
Budget Detail						
Budget Code	Description	Units	Price	Amount		
2023-2024	Based on 2023 rates: liability	1.00	700.00	700.00		
2023-2024	Based on 2023 rates: phys damage	1.00	275.00	275.00		
100-860-6273-00	Real & Personal Property Insur...	0.00	0.00	1,478.00	1,478.00	1,484.00
Budget Detail						
Budget Code	Description	Units	Price	Amount		
2023-2024	Based on 2023 rates	1.00	1,384.00	1,384.00		
2023-2024	Shop	1.00	100.00	100.00		
100-860-6274-00	Mobile Equipment Insurance	0.00	0.00	329.00	329.00	329.00
Budget Detail						
Budget Code	Description	Units	Price	Amount		
2023-2024	Based on 2023 rates	1.00	319.00	319.00		
2023-2024	Shop	1.00	10.00	10.00		
100-860-6279-00	Workers Comp Insurance	0.00	0.00	0.00	685.00	0.00
100-860-6560-00	Payroll Taxes	0.00	0.00	0.00	169.27	1,814.00
Budget Detail						
Budget Code	Description	Units	Price	Amount		
2023-2024	1 staff 3 days/week	1.00	1,814.00	1,814.00		

Budget Worksheet Condensed

For Fiscal: 2022-2023 Period Ending: 08/31/2023

		2020-2021 Total Activity	2021-2022 Total Activity	2022-2023 Total Budget	2022-2023 YTD Activity	2023-2024 2023-2024
100-860-6710-00	Gross Wages	0.00	0.00	0.00	2,184.00	23,712.00
Budget Detail						
Budget Code	Description	Units	Price	Amount		
2023-2024	1 staff 3 days/week	1.00	23,712.00	23,712.00		
100-860-6881-00	Building Repair & Maintenance	0.00	0.00	62.52	211.00	300.00
Budget Detail						
Budget Code	Description	Units	Price	Amount		
2023-2024	Pest Control	0.00	0.00	300.00		
100-860-6920-00	Small Tools & Equipment	0.00	0.00	0.00	75.75	0.00
100-860-6960-00	Telephone	0.00	0.00	732.00	0.00	740.00
Budget Detail						
Budget Code	Description	Units	Price	Amount		
2023-2024	PW Telephone	0.00	0.00	740.00		
100-860-7010-00	Trash Service	0.00	11,771.45	136,587.36	122,624.83	147,240.00
Budget Detail						
Budget Code	Description	Units	Price	Amount		
2023-2024	Mo trash service	12.00	12,270.00	147,240.00		
Department: 860 - Public Works Total:		0.00	11,771.45	140,151.88	128,719.85	176,594.00
Expense Total:		1,709,537.71	1,938,597.88	1,860,888.01	1,520,728.12	2,035,707.50
Fund: 100 - General Fund Surplus (Deficit):		222,327.38	-30,475.57	41,763.15	102,858.57	325,627.35

Budget Worksheet Condensed

For Fiscal: 2022-2023 Period Ending: 08/31/2023

		Total Activity	2021-2022 Total Activity	2022-2023 Total Budget	2022-2023 YTD Activity	2023-2024 2023-2024
Fund: 300 - Court Restricted						
Revenue						
Department: 100 - Court Restricted						
300-100-4450-00	Judicial Support Fees	0.00	204.00	200.00	87.95	200.00
300-100-4455-00	Security Fees	0.00	7,926.40	7,800.00	3,094.11	2,400.00

Budget Detail						
Budget Code	Description	Units	Price	Amount		
2023-2024	Based on current activity	12.00	-200.00	-2,400.00		
300-100-4465-00	Technology Fees	0.00	6,592.03	6,552.00	2,597.14	3,300.00

Budget Detail						
Budget Code	Description	Units	Price	Amount		
2023-2024	Based on current activity	12.00	-275.00	-3,300.00		
Department: 100 - Debt Service Total:		0.00	14,722.43	14,552.00	5,779.20	5,900.00
Revenue Total:		0.00	14,722.43	14,552.00	5,779.20	5,900.00

Budget Worksheet Condensed

For Fiscal: 2022-2023 Period Ending: 08/31/2023

		Total Activity	2021-2022 Total Activity	2022-2023 Total Budget	2022-2023 YTD Activity	2023-2024 2023-2024
Expense						
Department: 100 - Court Restricted						
300-100-6110-00	Computer and Software	0.00	0.00	1,060.00	763.16	3,250.00
Budget Detail						
Budget Code	Description	Units	Price	Amount		
2023-2024	Adobe subscription	12.00	21.00	252.00		
2023-2024	Court/Polie Interface Maintenance	1.00	1,623.00	1,623.00		
2023-2024	Criminal Court Case Mgt	1.00	1,300.00	1,300.00		
2023-2024	Incode Cashiering suite, 700 portion	1.00	75.00	75.00		
300-100-6210-00	Training, Travel & Education	0.00	0.00	0.00	0.00	0.00
300-100-6910-00	Security Expense	0.00	0.00	600.00	155.95	0.00
300-100-6920-00	Small tools & Equipment	0.00	0.00	200.00	344.44	0.00
Department: 100 - Debt Service Total:		0.00	0.00	1,860.00	1,263.55	3,250.00
Expense Total:		0.00	0.00	1,860.00	1,263.55	3,250.00
Fund: 300 - Court Restricted Surplus (Deficit):		0.00	14,722.43	12,692.00	4,515.65	2,650.00

Budget Worksheet Condensed

For Fiscal: 2022-2023 Period Ending: 08/31/2023

		2020-2021	2021-2022	2022-2023	2022-2023	2023-2024
		Total Activity	Total Activity	Total Budget	YTD Activity	2023-2024
Fund: 600 - Debt Service						
Revenue						
Department: 100 - Debt Service						
600-100-4210-00	Ad Valorem Taxes	105,181.46	79,632.92	83,846.00	79,284.56	141,501.00
Budget Detail						
Budget Code	Description	Units	Price	Amount		
2023-2024	Tax value of \$255,691,763 at I&S rate of \$0.504075	1.00	-141,501.00	-141,501.00		
600-100-4211-00	Ad Valorem Delinquent Taxes	12.00	619.22	0.00	537.59	0.00
600-100-4212-00	Penalty & Interest	393.47	128.32	0.00	380.36	0.00
600-100-7040-00	Interest Earned	2.99	0.08	0.00	0.00	0.00
600-100-9800-00	Transfer from Utility Fund	-89,939.00	0.00	464,418.22	0.00	441,633.00

Budget Detail		
Budget Code	Description	Units Price Amount
2023-2024	2015 combo COs interest (Feb/Aug)	2.00 -110,100.00 -220,200.00
2023-2024	2015 combo COs principle	1.00 -205,000.00 -205,000.00
2023-2024	50% of backhoe/trailer interest	1.00 -679.00 -679.00
2023-2024	50% of backhoe/trailer principle	1.00 -7,890.00 -7,890.00
2023-2024	UF portion for Incode/MS O365/software (20%)	1.00 -7,864.00 -7,864.00

Budget Worksheet Condensed

For Fiscal: 2022-2023 Period Ending: 08/31/2023

		2020-2021 Total Activity	2021-2022 Total Activity	2022-2023 Total Budget	2022-2023 YTD Activity	2023-2024 2023-2024
600-100-9821-00	Transfer from General Fund	0.00	0.00	46,376.55	0.00	58,254.00

Budget Detail

Budget Code	Description	Units	Price	Amount		
2023-2024	50% od backhoe/trailer interest	1.00	-679.00	-679.00		
2023-2024	50% od backhoe/trailer principle	1.00	-7,890.00	-7,890.00		
2023-2024	airpacks interest	1.00	-1,229.00	-1,229.00		
2023-2024	airpacks principle	1.00	-17,000.00	-17,000.00		
2023-2024	Computer hard/software interest	1.00	-2,336.00	-2,336.00		
2023-2024	Computer hard/software principle	1.00	-29,120.00	-29,120.00		
Department: 100 - Debt Service Total:		15,650.92	80,380.54	594,640.77	80,202.51	641,388.00
Revenue Total:		15,650.92	80,380.54	594,640.77	80,202.51	641,388.00

Budget Worksheet Condensed

For Fiscal: 2022-2023 Period Ending: 08/31/2023

		2020-2021	2021-2022	2022-2023	2022-2023	2023-2024
		Total Activity	Total Activity	Total Budget	YTD Activity	2023-2024
Expense						
Department: 100 - Debt Service						
600-100-9250-00	Principal	0.00	0.00	333,697.92	68,693.55	314,180.00

Budget Detail						
Budget Code	Description	Units	Price	Amount		
2023-2024	2015 combo COs principle	1.00	205,000.00	205,000.00		
2023-2024	2018 combo COs principle	1.00	40,000.00	40,000.00		
2023-2024	Backhoe/trailer loan principle	1.00	15,780.00	15,780.00		
2023-2024	Computer hardware/software principle	1.00	36,400.00	36,400.00		
2023-2024	Fire airpacks principle	1.00	17,000.00	17,000.00		
600-100-9251-00	Interest	-1.21	0.00	260,772.87	7,900.82	275,484.00

Budget Detail						
Budget Code	Description	Units	Price	Amount		
2023-2024	2015 combo COs interest (Feb/Aug)	2.00	110,100.00	220,200.00		
2023-2024	2018 combo COs interest (Feb/Aug)	2.00	24,888.00	49,776.00		
2023-2024	Airpacks	1.00	1,230.00	1,230.00		
2023-2024	Backhoe/trailer	1.00	1,359.00	1,359.00		
2023-2024	Computer hardware/software	1.00	2,919.00	2,919.00		
Department: 100 - Debt Service Total:		-1.21	0.00	594,470.79	76,594.37	589,664.00
Expense Total:		-1.21	0.00	594,470.79	76,594.37	589,664.00
Fund: 600 - Debt Service Surplus (Deficit):		15,652.13	80,380.54	169.98	3,608.14	51,724.00

Budget Worksheet Condensed

For Fiscal: 2022-2023 Period Ending: 08/31/2023

		2020-2021 Total Activity	2021-2022 Total Activity	2022-2023 Total Budget	2022-2023 YTD Activity	2023-2024 2023-2024
Fund: 900 - Utility Fund						
Revenue						
Department: 900 - Water/Sewer Department						
900-900-4050-00	Credit Card Processing Fee	3,004.25	19,987.80	19,200.00	17,216.33	19,200.00
900-900-4910-00	Sewer Income	551,720.94	490,873.58	528,000.00	441,435.50	528,000.00
Budget Detail						
Budget Code	Description	Units	Price	Amount		
2023-2024	Based on 3 year average	12.00	-44,000.00	-528,000.00		
900-900-4930-00	Water Income	821,180.88	769,466.71	792,000.00	663,860.61	801,000.00
Budget Detail						
Budget Code	Description	Units	Price	Amount		
2023-2024	Based on 3 year average	1.00	-801,000.00	-801,000.00		
900-900-4941-00	Disconnect/Reconnect Fee	2,135.00	12,040.00	6,000.00	7,700.00	6,000.00
900-900-4943-00	Late Fees	20,669.49	39,583.79	37,800.00	18,326.66	20,400.00
Budget Detail						
Budget Code	Description	Units	Price	Amount		
2023-2024	Based on current activity	12.00	-1,700.00	-20,400.00		
900-900-4944-00	N Trinity Groundwater Conserv...	12,037.22	13,496.77	13,200.00	11,178.81	13,200.00

Budget Worksheet Condensed

For Fiscal: 2022-2023 Period Ending: 08/31/2023

		2020-2021 Total Activity	2021-2022 Total Activity	2022-2023 Total Budget	2022-2023 YTD Activity	2023-2024 2023-2024
Budget Detail						
Budget Code	Description	Units	Price	Amount		
2023-2024	Based on 3 year aveage	12.00	-1,100.00	-13,200.00		
900-900-4945-00	Other Miscellaneous Income	1,985.62	18,291.76	0.00	18,813.46	0.00
900-900-4946-00	Regulatory Monitoring & Compl..	5,949.82	6,790.57	6,600.00	5,383.25	6,000.00
Budget Detail						
Budget Code	Description	Units	Price	Amount		
2023-2024	Based on 3 year average	12.00	-500.00	-6,000.00		
900-900-4947-00	Converted Balance Adjustments	-1,735.79	0.00	0.00	0.00	0.00
900-900-7040-00	Interest Earned - Checking Acct	1,111.77	290.68	0.00	0.00	360.00
Budget Detail						
Budget Code	Description	Units	Price	Amount		
2023-2024	monthly interest	12.00	-30.00	-360.00		
900-900-7070-00	Sale of capital equipment	0.00	0.00	0.00	0.00	0.00
900-900-9810-00	Loan Proceeds	-0.08	0.00	0.00	0.00	0.00
Department: 900 - Water/Sewer Department Total:		1,418,059.12	1,370,821.66	1,402,800.00	1,183,914.62	1,394,160.00
Revenue Total:		1,418,059.12	1,370,821.66	1,402,800.00	1,183,914.62	1,394,160.00

Budget Worksheet Condensed

For Fiscal: 2022-2023 Period Ending: 08/31/2023

		2020-2021	2021-2022	2022-2023	2022-2023	2023-2024
		Total Activity	Total Activity	Total Budget	YTD Activity	2023-2024
Expense						
Department: 900 - Water/Sewer Department						
900-900-6020-00	Audit Expenses	0.00	0.00	0.00	0.00	22,500.00

Budget Detail						
Budget Code	Description	Units	Price	Amount		
2023-2024	Portion of audit expenses	1.00	22,500.00	22,500.00		
900-900-6025-00	Bad Debt / Write Off	1,731.53	0.00	0.00	0.00	0.00

900-900-6030-00	Bank Charges	261.36	50.32	0.00	0.00	0.00
---------------------------------	--------------	--------	-------	------	------	------

900-900-6055-00	Cash Over/Short (Expense)	161.47	-10.10	0.00	0.00	0.00
---------------------------------	---------------------------	--------	--------	------	------	------

900-900-6060-00	Chemicals	4,571.17	4,636.71	3,500.00	7,027.84	6,000.00
---------------------------------	-----------	----------	----------	----------	----------	----------

Budget Detail						
Budget Code	Description	Units	Price	Amount		
2023-2024	Chlorine gas for water treatment	0.00	0.00	6,000.00		
900-900-6070-00	Cleaning & Janitorial Supplies	215.93	0.00	500.00	0.00	250.00

Budget Detail						
Budget Code	Description	Units	Price	Amount		
2023-2024	Cleaning supplies for the shop	0.00	0.00	250.00		

Budget Worksheet Condensed

For Fiscal: 2022-2023 Period Ending: 08/31/2023

		2020-2021 Total Activity	2021-2022 Total Activity	2022-2023 Total Budget	2022-2023 YTD Activity	2023-2024 2023-2024
900-900-6090-00	Community Relations & Events	0.00	0.00	300.00	0.00	300.00
Budget Detail						
Budget Code	Description	Units	Price	Amount		
2023-2024	Community Even	0.00	0.00	300.00		
900-900-6110-00	Computer & Software Expenses	2,248.91	105.68	180.00	0.00	3,100.00
Budget Detail						
Budget Code	Description	Units	Price	Amount		
2023-2024	abode software	0.00	0.00	300.00		
2023-2024	SCADA annual services fee	0.00	0.00	2,800.00		
900-900-6131-00	Contract Services - Bookkeeping	41,537.55	0.00	0.00	17,261.53	0.00
900-900-6132-00	Contract Services - Consulting (...)	17,850.00	749.72	20,000.00	9,795.10	0.00
900-900-6139-00	Contract Services - IT	7,158.63	2,362.25	3,600.00	1,259.03	2,250.00
Budget Detail						
Budget Code	Description	Units	Price	Amount		
2023-2024	iwerk IT mgmt (2 workstations/\$75/mo)	24.00	75.00	1,800.00		
2023-2024	Microsoft office licenses G1 (annual)	2.00	100.00	200.00		
2023-2024	Microsoft office licenses G3 (annual)	1.00	250.00	250.00		
900-900-6140-00	Contract Services - Repairs	72,583.32	15,459.87	15,000.00	23,082.90	0.00

Budget Worksheet Condensed

For Fiscal: 2022-2023 Period Ending: 08/31/2023

		2020-2021 Total Activity	2021-2022 Total Activity	2022-2023 Total Budget	2022-2023 YTD Activity	2023-2024 2023-2024
900-900-6150-00	Contract Services-Other	37,960.74	0.00	170,000.00	89,693.00	200,000.00

Budget Detail						
Budget Code	Description	Units	Price	Amount		
2023-2024	Utility Projects	0.00	0.00	200,000.00		
900-900-6170-00	Credit Card Fees	9,911.12	5,563.09	24,000.00	0.00	0.00

900-900-6180-00	Dues & Subscriptions	530.31	75.24	1,796.00	1,412.55	1,550.00
---------------------------------	----------------------	--------	-------	----------	----------	----------

Budget Detail						
Budget Code	Description	Units	Price	Amount		
2023-2024	AWWA	0.00	0.00	250.00		
2023-2024	Dig TESS	0.00	0.00	100.00		
2023-2024	TRWA	0.00	0.00	1,200.00		
900-900-6205-00	Employee Relations	-742.09	0.00	500.00	0.00	250.00

Budget Detail						
Budget Code	Description	Units	Price	Amount		
2023-2024	Employee recognition	0.00	0.00	250.00		

900-900-6210-00	Training, Travel & Education	1,093.00	62.50	2,000.00	172.32	2,800.00
---------------------------------	------------------------------	----------	-------	----------	--------	----------

Budget Detail						
Budget Code	Description	Units	Price	Amount		
2023-2024	Additional Training	0.00	0.00	400.00		
2023-2024	Annual Training per FTE	4.00	400.00	1,600.00		
2023-2024	Travel-Hotel&meal	0.00	0.00	800.00		

Budget Worksheet Condensed

For Fiscal: 2022-2023 Period Ending: 08/31/2023

		2020-2021 Total Activity	2021-2022 Total Activity	2022-2023 Total Budget	2022-2023 YTD Activity	2023-2024 2023-2024
900-900-6220-00	Employee Uniforms	478.67	1,228.51	2,942.00	1,195.11	3,190.00

Budget Detail						
Budget Code	Description	Units	Price	Amount		
2023-2024	Boots	4.00	200.00	800.00		
2023-2024	Misc. Uniforms hat, Tee shirt	0.00	0.00	350.00		
2023-2024	Uniforms per FTE	12.00	170.00	2,040.00		

900-900-6230-00	Equipment Rental	4,112.36	975.08	3,000.00	0.00	2,500.00
---------------------------------	------------------	----------	--------	----------	------	----------

Budget Detail						
Budget Code	Description	Units	Price	Amount		
2023-2024	Rental	0.00	0.00	2,500.00		

900-900-6240-00	Fuel	6,684.51	7,708.10	6,000.00	5,327.76	7,000.00
---------------------------------	------	----------	----------	----------	----------	----------

Budget Detail						
Budget Code	Description	Units	Price	Amount		
2023-2024	Based on histoical usage	0.00	0.00	7,000.00		

900-900-6250-00	Groundwater Expense (N Trinit...	6,238.22	7,416.76	10,000.00	8,431.45	10,000.00
---------------------------------	----------------------------------	----------	----------	-----------	----------	-----------

Budget Detail						
Budget Code	Description	Units	Price	Amount		
2023-2024	Fees based on usage	0.00	0.00	10,000.00		

900-900-6271-00	Auto Insurance - Liability & Phy...	4,757.00	5,170.23	4,450.00	4,450.00	4,480.00
---------------------------------	-------------------------------------	----------	----------	----------	----------	----------

Budget Worksheet Condensed

For Fiscal: 2022-2023 Period Ending: 08/31/2023

		2020-2021	2021-2022	2022-2023	2022-2023	2023-2024
		Total Activity	Total Activity	Total Budget	YTD Activity	2023-2024
Budget Detail						
Budget Code	Description	Units	Price	Amount		
2023-2024	Based on 2023 rates: liability	1.00	3,280.00	3,280.00		
2023-2024	Based on 2023 rates: phys damage	1.00	1,200.00	1,200.00		
900-900-6273-00	Real & Personal Property Insur...	0.00	5,388.79	423.00	423.00	423.00
Budget Detail						
Budget Code	Description	Units	Price	Amount		
2023-2024	Based on 2023 rates	1.00	423.00	423.00		
900-900-6274-00	Mobile Equipment Insurance	674.00	505.50	442.00	442.00	442.00
Budget Detail						
Budget Code	Description	Units	Price	Amount		
2023-2024	Based on 2023 rates	1.00	442.00	442.00		
900-900-6275-00	General Liability	3,932.00	1,157.28	1,020.00	1,466.25	1,020.00
Budget Detail						
Budget Code	Description	Units	Price	Amount		
2023-2024	Based on 2023 rates	1.00	1,020.00	1,020.00		
900-900-6277-00	Errors & Omissions Insurance	0.00	0.00	1,785.00	1,338.50	1,785.00
Budget Detail						
Budget Code	Description	Units	Price	Amount		
2023-2024	Based on 2023 rates	1.00	1,785.00	1,785.00		
900-900-6279-00	Workers Comp Insurance	4,302.00	2,280.09	4,367.00	6,550.50	4,370.00

Budget Worksheet Condensed

For Fiscal: 2022-2023 Period Ending: 08/31/2023

		2020-2021	2021-2022	2022-2023	2022-2023	2023-2024
		Total Activity	Total Activity	Total Budget	YTD Activity	2023-2024
Budget Detail						
Budget Code	Description	Units	Price	Amount		
2023-2024	Based on 2023 rates	1.00	4,370.00	4,370.00		
900-900-6310-00	Internet	2,337.47	1,715.02	1,920.00	1,852.58	1,500.00
Budget Detail						
Budget Code	Description	Units	Price	Amount		
2023-2024	PW internet cost	0.00	0.00	1,500.00		
900-900-6330-00	Lab Tests	1,849.55	2,036.19	3,276.00	1,662.13	4,000.00
Budget Detail						
Budget Code	Description	Units	Price	Amount		
2023-2024	Lead& Copper	0.00	0.00	500.00		
2023-2024	Monthly Water sample	0.00	0.00	1,000.00		
2023-2024	TCEQ Testing	0.00	0.00	2,000.00		
2023-2024	Testing Supplies	0.00	0.00	500.00		
900-900-6350-10	.1 Legal Fees	17.50	46.25	2,000.00	0.00	0.00
900-900-6350-20	.2 Professional Fees	19,575.42	0.00	1,500.00	3,000.00	0.00
900-900-6370-00	Meters, Taps	2,264.48	23,730.26	57,200.00	61,211.35	15,000.00
Budget Detail						
Budget Code	Description	Units	Price	Amount		
2023-2024	meters	0.00	0.00	15,000.00		

Budget Worksheet Condensed

For Fiscal: 2022-2023 Period Ending: 08/31/2023

		2020-2021 Total Activity	2021-2022 Total Activity	2022-2023 Total Budget	2022-2023 YTD Activity	2023-2024 2023-2024
900-900-6371-00	Badger- Cellular	0.00	0.00	0.00	40,136.90	2,000.00
Budget Detail						
Budget Code	Description	Units	Price	Amount		
2023-2024	Cellulare service per meter	0.00	0.00	2,000.00		
900-900-6390-00	Notices & Publications	1,874.76	464.00	0.00	0.00	250.00
Budget Detail						
Budget Code	Description	Units	Price	Amount		
2023-2024	Public Education Material	0.00	0.00	250.00		
900-900-6410-00	Office Supplies	12,563.26	931.10	750.00	91.66	800.00
Budget Detail						
Budget Code	Description	Units	Price	Amount		
2023-2024	Printer Toner	0.00	0.00	500.00		
2023-2024	Supplies-paper, etc	0.00	0.00	300.00		
900-900-6420-00	Operating Supplies	7,646.81	726.17	1,000.00	498.21	2,000.00
Budget Detail						
Budget Code	Description	Units	Price	Amount		
2023-2024	Misc Supplies(bolt, screws, paint)	0.00	0.00	1,000.00		
2023-2024	Safety	0.00	0.00	1,000.00		
900-900-6430-00	New Hire Expenses	0.00	0.00	300.00	38.00	300.00

Budget Worksheet Condensed

For Fiscal: 2022-2023 Period Ending: 08/31/2023

		2020-2021	2021-2022	2022-2023	2022-2023	2023-2024
		Total Activity	Total Activity	Total Budget	YTD Activity	2023-2024
Budget Detail	Description	Units	Price	Amount		
Budget Code						
2023-2024	New Hire Screening	0.00	0.00	300.00		
900-900-6514-00	Life, STD, LTD - City Paid	-172.50	0.00	684.00	0.00	0.00
900-900-6515-00	Medical Insurance - City Paid	12,359.40	16,541.88	18,954.00	14,053.72	18,000.00
Budget Detail						
Budget Code	Description	Units	Price	Amount		
2023-2024	3 staff (\$500/mo each)	12.00	1,500.00	18,000.00		
900-900-6516-00	Tx Municipal Retirement System	10,917.32	10,116.96	14,622.43	7,148.16	13,511.00
Budget Detail						
Budget Code	Description	Units	Price	Amount		
2023-2024	1 addtl FTE	1.00	3,575.00	3,575.00		
2023-2024	1 staff 1 day/week	1.00	543.00	543.00		
2023-2024	2 staff	1.00	9,011.00	9,011.00		
2023-2024	Overtime	1.00	382.00	382.00		
900-900-6519-00	Pension Expense (GASB 68)	8,562.00	0.00	0.00	0.00	0.00
900-900-6520-00	CY TMRS Contribution (Contra)	-9,935.00	0.00	0.00	0.00	0.00
900-900-6560-00	Payroll Taxes	14,707.61	17,250.96	16,278.57	8,913.03	16,253.00

Budget Worksheet Condensed

For Fiscal: 2022-2023 Period Ending: 08/31/2023

		2020-2021	2021-2022	2022-2023	2022-2023	2023-2024
		Total Activity	Total Activity	Total Budget	YTD Activity	2023-2024
Budget Detail						
Budget Code	Description	Units	Price	Amount		
2023-2024	1 addtl FTE	1.00	4,300.00	4,300.00		
2023-2024	2 staff	1.00	10,840.00	10,840.00		
2023-2024	1 staff 1 day/week	1.00	653.00	653.00		
2023-2024	Overtime	1.00	460.00	460.00		
900-900-6710-00	Gross Wages	203,659.28	180,071.04	204,912.00	112,342.40	206,368.00
Budget Detail						
Budget Code	Description	Units	Price	Amount		
2023-2024	1 addtl FTE	1.00	56,160.00	56,160.00		
2023-2024	1 staff 1 day/week	1.00	8,528.00	8,528.00		
2023-2024	2 staff	1.00	141,680.00	141,680.00		
900-900-6730-00	Overtime Wages	16,726.65	5,208.76	12,000.00	3,591.75	6,000.00
900-900-6810-00	Permit & License Fees	2,053.10	2,053.10	4,400.00	3,553.10	4,400.00
Budget Detail						
Budget Code	Description	Units	Price	Amount		
2023-2024	TCEQ Sewer	0.00	0.00	2,100.00		
2023-2024	TCEQ Water Permit	0.00	0.00	2,300.00		
900-900-6820-00	Postage	2,874.15	0.00	200.00	28.76	300.00
Budget Detail						
Budget Code	Description	Units	Price	Amount		
2023-2024	Postage-TCEQ, ect.	0.00	0.00	300.00		

Budget Worksheet Condensed

For Fiscal: 2022-2023 Period Ending: 08/31/2023

		2020-2021 Total Activity	2021-2022 Total Activity	2022-2023 Total Budget	2022-2023 YTD Activity	2023-2024 2023-2024
900-900-6825-00	Printing	289.10	0.00	800.00	0.00	0.00
900-900-6877-00	Sewer Line Maintenance & Rep...	0.00	0.00	5,000.00	2,295.96	17,500.00
Budget Detail						
Budget Code	Description	Units	Price	Amount		
2023-2024	General Maint and Emergency repairs	0.00	0.00	10,000.00		
2023-2024	Sewer Camering	0.00	0.00	7,500.00		
900-900-6878-00	Sewer Line Testing	0.00	0.00	5,000.00	0.00	5,000.00
Budget Detail						
Budget Code	Description	Units	Price	Amount		
2023-2024	Ft. Worthj-Split BOD&TSS samples	0.00	0.00	5,000.00		
900-900-6879-00	Water Line Maintenance & Rep...	0.00	0.00	40,000.00	7,367.14	30,000.00
Budget Detail						
Budget Code	Description	Units	Price	Amount		
2023-2024	General Maint & emergency Repairs	0.00	0.00	30,000.00		
900-900-6881-00	Building Repair & Maintenance	3,741.14	2,564.67	2,062.52	2,660.50	3,064.00
Budget Detail						
Budget Code	Description	Units	Price	Amount		
2023-2024	Pest Control	4.00	16.00	64.00		
2023-2024	Various repairs to PW Building AC, Light, Fliters	0.00	0.00	3,000.00		

Budget Worksheet Condensed

For Fiscal: 2022-2023 Period Ending: 08/31/2023

		2020-2021 Total Activity	2021-2022 Total Activity	2022-2023 Total Budget	2022-2023 YTD Activity	2023-2024 2023-2024
900-900-6883-00	Equipment Repair & Maintena...	7,725.76	3,749.33	5,300.00	42.35	5,300.00
Budget Detail						
Budget Code	Description	Units	Price	Amount		
2023-2024	Various Repair to Equipm & Maint	0.00	0.00	5,300.00		
900-900-6884-00	Infrastructure Repairs & Maint...	27,511.52	112,343.64	0.00	54,287.57	0.00
900-900-6888-00	Vehicle Repair & Maintenance	4,123.04	4,948.37	6,840.00	1,303.74	5,400.00
Budget Detail						
Budget Code	Description	Units	Price	Amount		
2023-2024	AutoParts, Misc repair	0.00	0.00	1,500.00		
2023-2024	Oil Changes 4 vechicle 4xyr	16.00	90.00	1,440.00		
2023-2024	Tires & repairs 2 trucks	2.00	1,200.00	2,400.00		
2023-2024	Vehicle Req, 4 units	4.00	15.00	60.00		
900-900-6889-00	Well Site Maintenance	0.00	0.00	34,570.00	2,331.21	36,400.00
Budget Detail						
Budget Code	Description	Units	Price	Amount		
2023-2024	Chlroine equipment & parts	0.00	0.00	4,000.00		
2023-2024	Fence Repair and electric gate	0.00	0.00	18,000.00		
2023-2024	Generator Inspection-Annual load test	0.00	0.00	2,500.00		
2023-2024	Generator Qtr Inspection	3.00	300.00	900.00		
2023-2024	Misc Repair and upgrades	0.00	0.00	5,000.00		
2023-2024	TCEQ Tank inspection and cleaning	0.00	0.00	6,000.00		
900-900-6910-00	Security Expense	0.00	0.00	0.00	0.00	0.00

Budget Worksheet Condensed

For Fiscal: 2022-2023 Period Ending: 08/31/2023

		2020-2021 Total Activity	2021-2022 Total Activity	2022-2023 Total Budget	2022-2023 YTD Activity	2023-2024 2023-2024
900-900-6920-00	Small Tools & Equipment	3,564.67	1,615.13	1,500.00	466.53	1,500.00
Budget Detail						
Budget Code	Description	Units	Price	Amount		
2023-2024	Wrench, shovel and small tools	0.00	0.00	1,500.00		
900-900-6960-00	Telephone	5,701.00	3,884.73	1,080.00	1,162.72	1,260.00
Budget Detail						
Budget Code	Description	Units	Price	Amount		
2023-2024	Hardline	12.00	40.00	480.00		
2023-2024	PW on call cell	12.00	65.00	780.00		
900-900-6992-00	Electric	39,464.60	37,117.14	42,000.00	25,646.79	40,000.00
Budget Detail						
Budget Code	Description	Units	Price	Amount		
2023-2024	Based Histroical Usage	0.00	0.00	40,000.00		
900-900-7030-00	Wholesale Wastewater	150,551.96	143,089.80	173,000.00	109,924.36	170,000.00
Budget Detail						
Budget Code	Description	Units	Price	Amount		
2023-2024	FTW- Wholesale Sewer Charges	0.00	0.00	170,000.00		
900-900-8999-00	Incode Computer System	6,719.50	0.00	0.00	0.00	0.00

Budget Worksheet Condensed

For Fiscal: 2022-2023 Period Ending: 08/31/2023

		2020-2021 Total Activity	2021-2022 Total Activity	2022-2023 Total Budget	2022-2023 YTD Activity	2023-2024 2023-2024
900-900-9100-08	Vehicles - Water Dept	-0.55	0.00	0.00	0.00	0.00

900-900-9820-00	Transfer to Debt Service	0.00	0.00	434,029.00	0.00	441,633.00
---------------------------------	--------------------------	------	------	------------	------	------------

Budget Detail						
Budget Code	Description	Units	Price	Amount		
2023-2024	2015 Combo COs interest	2.00	110,100.00	220,200.00		
2023-2024	2015 Combo COs principle	1.00	205,000.00	205,000.00		
2023-2024	50% od backhoe/trailer interest	1.00	679.00	679.00		
2023-2024	50% od backhoe/trailer principle	1.00	7,890.00	7,890.00		
2023-2024	UF portion for Incode/MS O365/software (20%)	1.00	7,864.00	7,864.00		

900-900-9850-00	Transfer to General Fund	0.00	0.00	27,515.00	0.00	61,338.00
---------------------------------	--------------------------	------	------	-----------	------	-----------

Budget Detail						
Budget Code	Description	Units	Price	Amount		
2023-2024	Portion of Accounts Payable (25%)	1.00	10,676.00	10,676.00		
2023-2024	Portion of City Admin/Financ Director 35%	1.00	34,957.00	34,957.00		
2023-2024	Portion of City Secretary (35% of CS, 15% of HR)	1.00	15,705.00	15,705.00		

Department: 900 - Water/Sewer Department Total:		787,524.71	631,090.12	1,394,498.52	644,939.46	1,383,287.00
---	--	------------	------------	--------------	------------	--------------

Budget Worksheet Condensed

For Fiscal: 2022-2023 Period Ending: 08/31/2023

		2020-2021 Total Activity	2021-2022 Total Activity	2022-2023 Total Budget	2022-2023 YTD Activity	2023-2024 2023-2024
Department: 915 - Utility Billing						
900-915-6110-00	Computer & Software Expenses	315.00	27.94	8,833.00	941.75	0.00
900-915-6139-00	Contract Services - IT	0.00	8,334.45	0.00	1,903.39	1,700.00
Budget Detail						
Budget Code	Description	Units	Price	Amount		
2023-2024	iwerk IT mgmt (Sever/Workstation)	12.00	112.50	1,350.00		
2023-2024	Microsoft office licenses G1 (annual)	1.00	100.00	100.00		
2023-2024	Microsoft office licenses G3 (annual)	1.00	250.00	250.00		
900-915-6150-00	Contract Services - Other	0.00	272.44	4,496.52	6,787.02	4,587.52
Budget Detail						
Budget Code	Description	Units	Price	Amount		
2023-2024	Annual maintenance utility bill folder	1.00	787.00	787.00		
2023-2024	Lease for UB Printer S/N EKZ343944	12.00	196.74	2,360.88		
2023-2024	Postage Machine Rental	12.00	119.97	1,439.64		
900-915-6170-00	Credit Card Fees	0.00	15,208.63	0.00	10,804.40	19,200.00
900-915-6180-00	Dues & Subscriptions	0.00	0.00	0.00	124.90	150.00
Budget Detail						
Budget Code	Description	Units	Price	Amount		
2023-2024	Notary Membership (CB)	1.00	150.00	150.00		

Budget Worksheet Condensed

For Fiscal: 2022-2023 Period Ending: 08/31/2023

		2020-2021 Total Activity	2021-2022 Total Activity	2022-2023 Total Budget	2022-2023 YTD Activity	2023-2024 2023-2024
900-915-6210-00	Training, Travel & Education	0.00	25.00	300.00	25.00	0.00

900-915-6220-00	Employee Uniforms	0.00	0.00	300.00	0.00	300.00
---------------------------------	-------------------	------	------	--------	------	--------

Budget Detail Budget Code 2023-2024	Description	Units	Price	Amount		
	1 FTE	1.00	300.00	300.00		

900-915-6240-00	Fuel	0.00	0.00	0.00	0.00	0.00
---------------------------------	------	------	------	------	------	------

900-915-6272-00	Bond Insurance	0.00	0.00	96.88	100.00	100.00
---------------------------------	----------------	------	------	-------	--------	--------

900-915-6279-00	Workers Comp Insurance	0.00	32.94	4,367.00	4,367.00	0.00
---------------------------------	------------------------	------	-------	----------	----------	------

900-915-6390-00	Notices & Publications	0.00	0.00	0.00	0.00	0.00
---------------------------------	------------------------	------	------	------	------	------

900-915-6410-00	Office Supplies	0.00	2,497.40	600.00	336.15	600.00
---------------------------------	-----------------	------	----------	--------	--------	--------

Budget Detail Budget Code 2023-2024	Description	Units	Price	Amount		
	Basic Office Supplies	12.00	50.00	600.00		

Budget Worksheet Condensed

For Fiscal: 2022-2023 Period Ending: 08/31/2023

		2020-2021 Total Activity	2021-2022 Total Activity	2022-2023 Total Budget	2022-2023 YTD Activity	2023-2024 2023-2024
900-915-6420-00	Operating Supplies	0.00	117.95	1,860.00	867.58	1,860.00
Budget Detail						
Budget Code	Description	Units	Price	Amount		
2023-2024	Envelopes for Bills (1,000 per month)	12.00	100.00	1,200.00		
2023-2024	Ink for Postage Machine	1.00	160.00	160.00		
2023-2024	Printer Paper for Bills	1.00	500.00	500.00		
900-915-6515-00	Medical Insurance	0.00	484.60	6,318.00	0.00	3,000.00
Budget Detail						
Budget Code	Description	Units	Price	Amount		
2023-2024	.5 staff (shared with GF)	12.00	250.00	3,000.00		
900-915-6516-00	Tx Municipal Retirement System	0.00	124.88	1,113.89	0.00	1,702.00
Budget Detail						
Budget Code	Description	Units	Price	Amount		
2023-2024	70% 1 staff	1.00	1,670.00	1,670.00		
2023-2024	Overtime	1.00	32.00	32.00		
900-915-6560-00	Payroll Taxes	0.00	205.45	1,456.87	0.00	2,044.00
Budget Detail						
Budget Code	Description	Units	Price	Amount		
2023-2024	70% 1 staff	1.00	2,005.00	2,005.00		
2023-2024	Overtime	1.00	39.00	39.00		
900-915-6710-00	Gross Wages	0.00	20,455.25	18,720.00	4,531.50	26,208.00

Budget Worksheet Condensed

For Fiscal: 2022-2023 Period Ending: 08/31/2023

		2020-2021 Total Activity	2021-2022 Total Activity	2022-2023 Total Budget	2022-2023 YTD Activity	2023-2024 2023-2024
Budget Detail						
Budget Code	Description	Units	Price	Amount		
2023-2024	70% staff	1.00	26,208.00	26,208.00		
900-915-6730-00	Overtime Wages	0.00	0.00	324.00	0.00	500.00
900-915-6820-00	Postage	0.00	4,464.00	7,200.00	0.00	7,200.00
Budget Detail						
Budget Code	Description	Units	Price	Amount		
2023-2024	Postage Refill	12.00	600.00	7,200.00		
900-915-6825-00	Printing	0.00	0.00	0.00	0.00	0.00
900-915-6960-00	Telephone	0.00	0.00	480.00	289.18	480.00
Budget Detail						
Budget Code	Description	Units	Price	Amount		
2023-2024	Phone Line	12.00	40.00	480.00		
900-915-8999-00	Incode Computer System	0.00	0.00	0.00	4,507.34	7,384.00
Budget Detail						
Budget Code	Description	Units	Price	Amount		
2023-2024	Incode cashiering suite, 900 portion	1.00	709.00	709.00		
2023-2024	Incode CIS	1.00	2,949.00	2,949.00		
2023-2024	Incode financials suite, 900 portion	1.00	1,279.00	1,279.00		
2023-2024	Incode handheld reader	1.00	843.00	843.00		
2023-2024	Incode mob srvc orders suite, 900 portion	1.00	134.00	134.00		
2023-2024	Incode personnel suite, 900 portion	1.00	365.00	365.00		

Budget Worksheet Condensed

For Fiscal: 2022-2023 Period Ending: 08/31/2023

		2020-2021	2021-2022	2022-2023	2022-2023	2023-2024
		Total Activity	Total Activity	Total Budget	YTD Activity	2023-2024
2023-2024	Incode TCM suite, 900 portion	1.00	326.00	326.00		
2023-2024	Incode time entry suite, 900 portion	1.00	186.00	186.00		
2023-2024	Incode Tyler U suite, 900 portion	1.00	190.00	190.00		
2023-2024	Incode UB online suite	1.00	403.00	403.00		
Department: 915 - Utility Billing Total:		315.00	52,250.93	56,466.16	35,585.21	77,015.52
Expense Total:		787,839.71	683,341.05	1,450,964.68	680,524.67	1,460,302.52
Fund: 900 - Utility Fund Surplus (Deficit):		630,219.41	687,480.61	-48,164.68	503,389.95	-66,142.52

Budget Worksheet Condensed

For Fiscal: 2022-2023 Period Ending: 08/31/2023

		Total Activity	2021-2022 Total Activity	2022-2023 Total Budget	2022-2023 YTD Activity	2023-2024 2023-2024
Fund: 910 - Utility Drainage Fund						
Revenue						
Department: 910 - Utility Drainage						
910-910-4950-00	Drainage Fees	0.00	53,832.00	54,000.00	44,920.00	52,800.00

Budget Detail						
Budget Code	Description	Units	Price	Amount		
2023-2024	Based on 2 year average	12.00	-4,400.00	-52,800.00		
Department: 910 - Utility Drainage Total:		0.00	53,832.00	54,000.00	44,920.00	52,800.00
Revenue Total:		0.00	53,832.00	54,000.00	44,920.00	52,800.00

Budget Worksheet Condensed

For Fiscal: 2022-2023 Period Ending: 08/31/2023

		Total Activity	2021-2022 Total Activity	2022-2023 Total Budget	2022-2023 YTD Activity	2023-2024 2023-2024
Expense						
Department: 910 - Utility Drainage						
910-910-6132-00	Contract Services - Consulting (...)	0.00	0.00	40,000.00	3,000.00	8,000.00
Budget Detail						
Budget Code	Description	Units	Price	Amount		
2023-2024	Engineering	1.00	8,000.00	8,000.00		
910-910-6210-00	Training, Travel & Education	0.00	0.00	1,000.00	0.00	1,000.00
Budget Detail						
Budget Code	Description	Units	Price	Amount		
2023-2024	Training and public education	0.00	0.00	1,000.00		
910-910-6516-00	Tx Municipal Retirement System	0.00	0.00	1,348.41	0.00	543.00
Budget Detail						
Budget Code	Description	Units	Price	Amount		
2023-2024	1 staff @ 1 day/week	1.00	543.00	543.00		
910-910-6560-00	Payroll Taxes	0.00	0.00	621.00	0.00	653.00
Budget Detail						
Budget Code	Description	Units	Price	Amount		
2023-2024	1 staff @ 1 day/week	1.00	653.00	653.00		
910-910-6710-00	Gross Wages	0.00	0.00	8,112.00	9,084.93	8,528.00

Budget Worksheet Condensed

For Fiscal: 2022-2023 Period Ending: 08/31/2023

		Total Activity	2021-2022 Total Activity	2022-2023 Total Budget	2022-2023 YTD Activity	2023-2024 2023-2024
Budget Detail						
Budget Code	Description	Units	Price	Amount		
2023-2024	1 staff @ 1 day/week	1.00	8,528.00	8,528.00		
910-910-6810-00	Permit & License Fees		0.00	0.00	22,500.00	0.00
						22,500.00
Budget Detail						
Budget Code	Description	Units	Price	Amount		
2023-2024	TCEQ Fine	0.00	0.00	22,000.00		
2023-2024	TCEQ Permit	0.00	0.00	500.00		
910-910-6876-00	Drainage Maintenance & Repair		0.00	0.00	25,000.00	0.00
						0.00
910-910-6884-00	Infrastructure Repair & Mainte...		0.00	0.00	0.00	0.00
						40,000.00
Budget Detail						
Budget Code	Description	Units	Price	Amount		
2023-2024	Curb and Gutter Repair	0.00	0.00	40,000.00		
910-910-6890-00	Drainage Projects		0.00	3,815.46	500.00	0.00
						0.00
Department: 910 - Utility Drainage Total:		0.00	3,815.46	99,081.41	12,084.93	81,224.00
Expense Total:		0.00	3,815.46	99,081.41	12,084.93	81,224.00
Fund: 910 - Utility Drainage Fund Surplus (Deficit):		0.00	50,016.54	-45,081.41	32,835.07	-28,424.00
Report Surplus (Deficit):		868,198.92	802,124.55	-38,620.96	647,207.38	285,434.83

Fund Summary

Fund	2020-2021	2021-2022	2022-2023	2022-2023	2023-2024
	Total Activity	Total Activity	Total Budget	YTD Activity	2023-2024
100 - General Fund	222,327.38	-30,475.57	41,763.15	102,858.57	325,627.35
300 - Court Restricted	0.00	14,722.43	12,692.00	4,515.65	2,650.00
600 - Debt Service	15,652.13	80,380.54	169.98	3,608.14	51,724.00
900 - Utility Fund	630,219.41	687,480.61	-48,164.68	503,389.95	-66,142.52
910 - Utility Drainage Fund	0.00	50,016.54	-45,081.41	32,835.07	-28,424.00
Report Surplus (Deficit):	868,198.92	802,124.55	-38,620.96	647,207.38	285,434.83

2023 Tax Rate Calculation Worksheet

Taxing Units Other Than School Districts or Water Districts

Form 50-856

City of Blue Mound

817-232-0663

Taxing Unit Name

Phone (area code and number)

301 S Blue Mound Rd, Fort Worth, TX 76131

bluemoundtexas.gov

Taxing Unit's Address, City, State, ZIP Code

Taxing Unit's Website Address

GENERAL INFORMATION: Tax Code Section 26.04(c) requires an officer or employee designated by the governing body to calculate the no-new-revenue (NNR) tax rate and voter-approval tax rate for the taxing unit. These tax rates are expressed in dollars per \$100 of taxable value calculated. The calculation process starts after the chief appraiser delivers to the taxing unit the certified appraisal roll and the estimated values of properties under protest. The designated officer or employee shall certify that the officer or employee has accurately calculated the tax rates and used values shown for the certified appraisal roll or certified estimate. The officer or employee submits the rates to the governing body by Aug. 7 or as soon thereafter as practicable.

School districts do not use this form, but instead use Comptroller Form 50-859 *Tax Rate Calculation Worksheet, School District without Chapter 313 Agreements* or Comptroller Form 50-884 *Tax Rate Calculation Worksheet, School District with Chapter 313 Agreements*.

Water districts as defined under Water Code Section 49.001(1) do not use this form, but instead use Comptroller Form 50-858 *Water District Voter-Approval Tax Rate Worksheet for Low Tax Rate and Developing Districts* or Comptroller Form 50-860 *Developed Water District Voter-Approval Tax Rate Worksheet*.

The Comptroller's office provides this worksheet to assist taxing units in determining tax rates. The information provided in this worksheet is offered as technical assistance and not legal advice. Taxing units should consult legal counsel for interpretations of law regarding tax rate preparation and adoption.

SECTION 1: No-New-Revenue Tax Rate

The NNR tax rate enables the public to evaluate the relationship between taxes for the prior year and for the current year based on a tax rate that would produce the same amount of taxes (no new taxes) if applied to the same properties that are taxed in both years. When appraisal values increase, the NNR tax rate should decrease.

The NNR tax rate for a county is the sum of the NNR tax rates calculated for each type of tax the county levies.

While uncommon, it is possible for a taxing unit to provide an exemption for only maintenance and operations taxes. In this case, the taxing unit will need to calculate the NNR tax rate separately for the maintenance and operations tax and the debt tax, then add the two components together.

Line	No-New-Revenue Tax Rate Worksheet	Amount/Rate
1.	2022 total taxable value. Enter the amount of 2022 taxable value on the 2022 tax roll today. Include any adjustments since last year's certification; exclude Tax Code Section 25.25(d) one-fourth and one-third over-appraisal corrections from these adjustments. Exclude any property value subject to an appeal under Chapter 42 as of July 25 (will add undisputed value in Line 6). This total includes the taxable value of homesteads with tax ceilings (will deduct in Line 2) and the captured value for tax increment financing (adjustment is made by deducting TIF taxes, as reflected in Line 17). ¹	\$ 240,210,913
2.	2022 tax ceilings. Counties, cities and junior college districts. Enter 2022 total taxable value of homesteads with tax ceilings. These include the homesteads of homeowners age 65 or older or disabled. Other taxing units enter 0. If your taxing unit adopted the tax ceiling provision in 2022 or a prior year for homeowners age 65 or older or disabled, use this step. ²	\$ 24,234,644
3.	Preliminary 2022 adjusted taxable value. Subtract Line 2 from Line 1.	\$ 215,976,269
4.	2022 total adopted tax rate.	\$ 0.560545 /\$100
5.	2022 taxable value lost because court appeals of ARB decisions reduced 2022 appraised value. A. Original 2022 ARB values:..... \$ 470,240 B. 2022 values resulting from final court decisions:..... - \$ 458,484 C. 2022 value loss. Subtract B from A. ³	\$ 11,756
6.	2022 taxable value subject to an appeal under Chapter 42, as of July 25. A. 2022 ARB certified value:..... \$ 40,000 B. 2022 disputed value:..... - \$ 400 C. 2022 undisputed value. Subtract B from A. ⁴	\$ 39,600
7.	2022 Chapter 42 related adjusted values. Add Line 5C and Line 6C.	\$ 51,356

¹ Tex. Tax Code §26.012(14)

² Tex. Tax Code §26.012(14)

³ Tex. Tax Code §26.012(13)

⁴ Tex. Tax Code §26.012(13)

Line	No-New-Revenue Tax Rate Worksheet	Amount/Rate
8.	2022 taxable value, adjusted for actual and potential court-ordered adjustments. Add Line 3 and Line 7.	\$ 216,027,625
9.	2022 taxable value of property in territory the taxing unit deannexed after Jan. 1, 2022. Enter the 2022 value of property in deannexed territory. ⁵	\$ 0
10.	2022 taxable value lost because property first qualified for an exemption in 2023. If the taxing unit increased an original exemption, use the difference between the original exempted amount and the increased exempted amount. Do not include value lost due to freeport, goods-in-transit, temporary disaster exemptions. Note that lowering the amount or percentage of an existing exemption in 2023 does not create a new exemption or reduce taxable value. A. Absolute exemptions. Use 2022 market value: \$ 0 B. Partial exemptions. 2023 exemption amount or 2023 percentage exemption times 2022 value: + \$ 69,794,265 C. Value loss. Add A and B. ⁶	\$ 69,794,265
11.	2022 taxable value lost because property first qualified for agricultural appraisal (1-d or 1-d-1), timber appraisal, recreational/scenic appraisal or public access airport special appraisal in 2023. Use only properties that qualified in 2023 for the first time; do not use properties that qualified in 2022. A. 2022 market value: \$ 0 B. 2023 productivity or special appraised value: - \$ 0 C. Value loss. Subtract B from A. ⁷	\$ 0
12.	Total adjustments for lost value. Add Lines 9, 10C and 11C.	\$ 69,794,265
13.	2022 captured value of property in a TIF. Enter the total value of 2022 captured appraised value of property taxable by a taxing unit in a tax increment financing zone for which 2022 taxes were deposited into the tax increment fund. ⁸ If the taxing unit has no captured appraised value in line 18D, enter 0.	\$ 0
14.	2022 total value. Subtract Line 12 and Line 13 from Line 8.	\$ 146,233,360
15.	Adjusted 2022 total levy. Multiply Line 4 by Line 14 and divide by \$100.	\$ 819,703
16.	Taxes refunded for years preceding tax year 2022. Enter the amount of taxes refunded by the taxing unit for tax years preceding tax year 2022. Types of refunds include court decisions, Tax Code Section 25.25(b) and (c) corrections and Tax Code Section 31.11 payment errors. Do not include refunds for tax year 2022. This line applies only to tax years preceding tax year 2022. ⁹	\$ 1,454
17.	Adjusted 2022 levy with refunds and TIF adjustment. Add Lines 15 and 16. ¹⁰	\$ 821,157
18.	Total 2023 taxable value on the 2023 certified appraisal roll today. This value includes only certified values or certified estimate of values and includes the total taxable value of homesteads with tax ceilings (will deduct in Line 20). These homesteads include homeowners age 65 or older or disabled. ¹¹ A. Certified values: \$ 271,261,423 B. Counties: Include railroad rolling stock values certified by the Comptroller's office: + \$ C. Pollution control and energy storage system exemption: Deduct the value of property exempted for the current tax year for the first time as pollution control or energy storage system property: - \$ 0 D. Tax increment financing: Deduct the 2023 captured appraised value of property taxable by a taxing unit in a tax increment financing zone for which the 2023 taxes will be deposited into the tax increment fund. Do not include any new property value that will be included in Line 23 below. ¹² - \$ 0 E. Total 2023 value. Add A and B, then subtract C and D.	\$ 271,261,423

⁵ Tex. Tax Code §26.012(15)⁶ Tex. Tax Code §26.012(15)⁷ Tex. Tax Code §26.012(15)⁸ Tex. Tax Code §26.03(c)⁹ Tex. Tax Code §26.012(13)¹⁰ Tex. Tax Code §26.012(13)¹¹ Tex. Tax Code §26.012, 26.04(c-2)¹² Tex. Tax Code §26.03(c)

Line	No-New-Revenue Tax Rate Worksheet	Amount/Rate
19.	Total value of properties under protest or not included on certified appraisal roll. ¹³	
A.	2023 taxable value of properties under protest. The chief appraiser certifies a list of properties still under ARB protest. The list shows the appraisal district's value and the taxpayer's claimed value, if any, or an estimate of the value if the taxpayer wins. For each of the properties under protest, use the lowest of these values. Enter the total value under protest. ¹⁴ \$ 8,336,252	
B.	2023 value of properties not under protest or included on certified appraisal roll. The chief appraiser gives taxing units a list of those taxable properties that the chief appraiser knows about but are not included in the appraisal roll certification. These properties also are not on the list of properties that are still under protest. On this list of properties, the chief appraiser includes the market value, appraised value and exemptions for the preceding year and a reasonable estimate of the market value, appraised value and exemptions for the current year. Use the lower market, appraised or taxable value (as appropriate). Enter the total value of property not on the certified roll. ¹⁵ + \$ 1,501,352	
C.	Total value under protest or not certified. Add A and B.	\$ 9,837,604
20.	2023 tax ceilings. Counties, cities and junior colleges enter 2023 total taxable value of homesteads with tax ceilings. These include the homesteads of homeowners age 65 or older or disabled. Other taxing units enter 0. If your taxing unit adopted the tax ceiling provision in 2022 or a prior year for homeowners age 65 or older or disabled, use this step. ¹⁶	\$ 24,369,834
21.	2023 total taxable value. Add Lines 18E and 19C. Subtract Line 20. ¹⁷	\$ 256,729,193
22.	Total 2023 taxable value of properties in territory annexed after Jan. 1, 2022. Include both real and personal property. Enter the 2023 value of property in territory annexed. ¹⁸	\$ 0
23.	Total 2023 taxable value of new improvements and new personal property located in new improvements. New means the item was not on the appraisal roll in 2022. An improvement is a building, structure, fixture or fence erected on or affixed to land. New additions to existing improvements may be included if the appraised value can be determined. New personal property in a new improvement must have been brought into the taxing unit after Jan. 1, 2022 and be located in a new improvement. New improvements do include property on which a tax abatement agreement has expired for 2023. ¹⁹	\$ 1,037,430
24.	Total adjustments to the 2023 taxable value. Add Lines 22 and 23.	\$ 1,037,430
25.	Adjusted 2023 taxable value. Subtract Line 24 from Line 21.	\$ 255,691,763
26.	2023 NNR tax rate. Divide Line 17 by Line 25 and multiply by \$100. ²⁰	\$ 0.321151 /\$100
27.	COUNTIES ONLY. Add together the NNR tax rates for each type of tax the county levies. The total is the 2023 county NNR tax rate. ²¹	\$ _____ /\$100

SECTION 2: Voter-Approval Tax Rate

The voter-approval tax rate is the highest tax rate that a taxing unit may adopt without holding an election to seek voter approval of the rate. The voter-approval tax rate is split into two separate rates:

- Maintenance and Operations (M&O) Tax Rate:** The M&O portion is the tax rate that is needed to raise the same amount of taxes that the taxing unit levied in the prior year plus the applicable percentage allowed by law. This rate accounts for such things as salaries, utilities and day-to-day operations.
- Debt Rate:** The debt rate includes the debt service necessary to pay the taxing unit's debt payments in the coming year. This rate accounts for principal and interest on bonds and other debt secured by property tax revenue.

The voter-approval tax rate for a county is the sum of the voter-approval tax rates calculated for each type of tax the county levies. In most cases the voter-approval tax rate exceeds the no-new-revenue tax rate, but occasionally decreases in a taxing unit's debt service will cause the NNR tax rate to be higher than the voter-approval tax rate.

Line	Voter-Approval Tax Rate Worksheet	Amount/Rate
28.	2022 M&O tax rate. Enter the 2022 M&O tax rate.	\$ 0.515838 /\$100
29.	2022 taxable value, adjusted for actual and potential court-ordered adjustments. Enter the amount in Line 8 of the <i>No-New-Revenue Tax Rate Worksheet</i> .	\$ 216,027,625

¹³ Tex. Tax Code §26.01(c) and (d)

¹⁴ Tex. Tax Code §26.01(c)

¹⁵ Tex. Tax Code §26.01(d)

¹⁶ Tex. Tax Code §26.012(6)(B)

¹⁷ Tex. Tax Code §26.012(6)

¹⁸ Tex. Tax Code §26.012(17)

¹⁹ Tex. Tax Code §26.012(17)

²⁰ Tex. Tax Code §26.04(c)

²¹ Tex. Tax Code §26.04(d)

Line	Voter-Approval Tax Rate Worksheet	Amount/Rate
30.	Total 2022 M&O levy. Multiply Line 28 by Line 29 and divide by \$100	\$ 1,114,352
31.	Adjusted 2022 levy for calculating NNR M&O rate. A. M&O taxes refunded for years preceding tax year 2022. Enter the amount of M&O taxes refunded in the preceding year for taxes before that year. Types of refunds include court decisions, Tax Code Section 25.25(b) and (c) corrections and Tax Code Section 31.11 payment errors. Do not include refunds for tax year 2022. This line applies only to tax years preceding tax year 2022. + \$ 1,337 B. 2022 taxes in TIF. Enter the amount of taxes paid into the tax increment fund for a reinvestment zone as agreed by the taxing unit. If the taxing unit has no 2023 captured appraised value in Line 18D, enter 0. - \$ 0 C. 2022 transferred function. If discontinuing all of a department, function or activity and transferring it to another taxing unit by written contract, enter the amount spent by the taxing unit discontinuing the function in the 12 months preceding the month of this calculation. If the taxing unit did not operate this function for this 12-month period, use the amount spent in the last full fiscal year in which the taxing unit operated the function. The taxing unit discontinuing the function will subtract this amount in D below. The taxing unit receiving the function will add this amount in D below. Other taxing units enter 0. +/- \$ 0 D. 2022 M&O levy adjustments. Subtract B from A. For taxing unit with C, subtract if discontinuing function and add if receiving function. \$ 1,337 E. Add Line 30 to 31D.	\$ 1,115,689
32.	Adjusted 2023 taxable value. Enter the amount in Line 25 of the <i>No-New-Revenue Tax Rate Worksheet</i> .	\$ 255,691,763
33.	2023 NNR M&O rate (unadjusted). Divide Line 31E by Line 32 and multiply by \$100.	\$ 0.436341 /\$100
34.	Rate adjustment for state criminal justice mandate. ²³ If not applicable or less than zero, enter 0. A. 2023 state criminal justice mandate. Enter the amount spent by a county in the previous 12 months providing for the maintenance and operation cost of keeping inmates in county-paid facilities after they have been sentenced. Do not include any state reimbursement received by the county for the same purpose. \$ 0 B. 2022 state criminal justice mandate. Enter the amount spent by a county in the 12 months prior to the previous 12 months providing for the maintenance and operation cost of keeping inmates in county-paid facilities after they have been sentenced. Do not include any state reimbursement received by the county for the same purpose. Enter zero if this is the first time the mandate applies. - \$ 0 C. Subtract B from A and divide by Line 32 and multiply by \$100. \$ 0 /\$100 D. Enter the rate calculated in C. If not applicable, enter 0.	\$ 0 /\$100
35.	Rate adjustment for indigent health care expenditures. ²⁴ If not applicable or less than zero, enter 0. A. 2023 indigent health care expenditures. Enter the amount paid by a taxing unit providing for the maintenance and operation cost of providing indigent health care for the period beginning on July 1, 2022 and ending on June 30, 2023, less any state assistance received for the same purpose. \$ 0 B. 2022 indigent health care expenditures. Enter the amount paid by a taxing unit providing for the maintenance and operation cost of providing indigent health care for the period beginning on July 1, 2021 and ending on June 30, 2022, less any state assistance received for the same purpose. - \$ 0 C. Subtract B from A and divide by Line 32 and multiply by \$100. \$ /\$100 D. Enter the rate calculated in C. If not applicable, enter 0.	\$ 0 /\$100

²² [Reserved for expansion]²³ Tex. Tax Code §26.044²⁴ Tex. Tax Code §26.041

Line	Voter-Approval Tax Rate Worksheet	Amount/Rate
36.	Rate adjustment for county indigent defense compensation. ²⁵ If not applicable or less than zero, enter 0. <p>A. 2023 indigent defense compensation expenditures. Enter the amount paid by a county to provide appointed counsel for indigent individuals and fund the operations of a public defender's office under Article 26.044, Code of Criminal Procedure for the period beginning on July 1, 2022 and ending on June 30, 2023, less any state grants received by the county for the same purpose..... \$ <u>0</u></p> <p>B. 2022 indigent defense compensation expenditures. Enter the amount paid by a county to provide appointed counsel for indigent individuals and fund the operations of a public defender's office under Article 26.044, Code of Criminal Procedure for the period beginning on July 1, 2021 and ending on June 30, 2022, less any state grants received by the county for the same purpose..... \$ <u>0</u></p> <p>C. Subtract B from A and divide by Line 32 and multiply by \$100..... \$ <u>0</u> /\$100</p> <p>D. Multiply B by 0.05 and divide by Line 32 and multiply by \$100..... \$ <u>0</u> /\$100</p> <p>E. Enter the lesser of C and D. If not applicable, enter 0.</p>	<p>\$ <u>0</u> /\$100</p>
37.	Rate adjustment for county hospital expenditures. ²⁶ If not applicable or less than zero, enter 0. <p>A. 2023 eligible county hospital expenditures. Enter the amount paid by the county or municipality to maintain and operate an eligible county hospital for the period beginning on July 1, 2022 and ending on June 30, 2023. \$ <u>0</u></p> <p>B. 2022 eligible county hospital expenditures. Enter the amount paid by the county or municipality to maintain and operate an eligible county hospital for the period beginning on July 1, 2021 and ending on June 30, 2022. \$ <u>0</u></p> <p>C. Subtract B from A and divide by Line 32 and multiply by \$100..... \$ <u>0</u> /\$100</p> <p>D. Multiply B by 0.08 and divide by Line 32 and multiply by \$100..... \$ <u>0</u> /\$100</p> <p>E. Enter the lesser of C and D, if applicable. If not applicable, enter 0.</p>	<p>\$ <u>0</u> /\$100</p>
38.	Rate adjustment for defunding municipality. This adjustment only applies to a municipality that is considered to be a defunding municipality for the current tax year under Chapter 109, Local Government Code. Chapter 109, Local Government Code only applies to municipalities with a population of more than 250,000 and includes a written determination by the Office of the Governor. See Tax Code Section 26.0444 for more information. <p>A. Amount appropriated for public safety in 2022. Enter the amount of money appropriated for public safety in the budget adopted by the municipality for the preceding fiscal year \$ <u>0</u></p> <p>B. Expenditures for public safety in 2022. Enter the amount of money spent by the municipality for public safety during the preceding fiscal year..... \$ <u>0</u></p> <p>C. Subtract B from A and divide by Line 32 and multiply by \$100 \$ <u>0</u> /\$100</p> <p>D. Enter the rate calculated in C. If not applicable, enter 0.</p>	<p>\$ <u>0</u> /\$100</p>
39.	Adjusted 2023 NNR M&O rate. Add Lines 33, 34D, 35D, 36E, and 37E. Subtract Line 38D.	\$ <u>0.436341</u> /\$100
40.	Adjustment for 2022 sales tax specifically to reduce property taxes. Cities, counties and hospital districts that collected and spent additional sales tax on M&O expenses in 2022 should complete this line. These entities will deduct the sales tax gain rate for 2023 in Section 3. Other taxing units, enter zero. <p>A. Enter the amount of additional sales tax collected and spent on M&O expenses in 2022, if any. Counties must exclude any amount that was spent for economic development grants from the amount of sales tax spent \$ <u>0</u></p> <p>B. Divide Line 40A by Line 32 and multiply by \$100 \$ <u>0</u> /\$100</p> <p>C. Add Line 40B to Line 39.</p>	<p>\$ <u>0.436341</u> /\$100</p>
41.	2023 voter-approval M&O rate. Enter the rate as calculated by the appropriate scenario below. Special Taxing Unit. If the taxing unit qualifies as a special taxing unit, multiply Line 40C by 1.08. - or - Other Taxing Unit. If the taxing unit does not qualify as a special taxing unit, multiply Line 40C by 1.035.	<p>\$ <u>0.451612</u> /\$100</p>

²⁵ Tex. Tax Code §26.0442²⁶ Tex. Tax Code §26.0443

Line	Voter-Approval Tax Rate Worksheet	Amount/Rate
D41.	Disaster Line 41 (D41): 2023 voter-approval M&O rate for taxing unit affected by disaster declaration. If the taxing unit is located in an area declared a disaster area and at least one person is granted an exemption under Tax Code Section 11.35 for property located in the taxing unit, the governing body may direct the person calculating the voter-approval tax rate to calculate in the manner provided for a special taxing unit. The taxing unit shall continue to calculate the voter-approval tax rate in this manner until the earlier of 1) the first year in which total taxable value on the certified appraisal roll exceeds the total taxable value of the tax year in which the disaster occurred, or 2) the third tax year after the tax year in which the disaster occurred If the taxing unit qualifies under this scenario, multiply Line 40C by 1.08. ²⁷ If the taxing unit does not qualify, do not complete Disaster Line 41 (Line D41).	\$ 0 / \$100
42.	Total 2023 debt to be paid with property taxes and additional sales tax revenue. Debt means the interest and principal that will be paid on debts that: (1) are paid by property taxes, (2) are secured by property taxes, (3) are scheduled for payment over a period longer than one year, and (4) are not classified in the taxing unit's budget as M&O expenses. A. Debt also includes contractual payments to other taxing units that have incurred debts on behalf of this taxing unit, if those debts meet the four conditions above. Include only amounts that will be paid from property tax revenue. Do not include appraisal district budget payments. If the governing body of a taxing unit authorized or agreed to authorize a bond, warrant, certificate of obligation, or other evidence of indebtedness on or after Sept. 1, 2021, verify if it meets the amended definition of debt before including it here. ²⁸ Enter debt amount \$ 148,031 B. Subtract unencumbered fund amount used to reduce total debt. - \$ 0 C. Subtract certified amount spent from sales tax to reduce debt (enter zero if none) - \$ 0 D. Subtract amount paid from other resources - \$ 0 E. Adjusted debt. Subtract B, C and D from A.	\$ 148,031
43.	Certified 2022 excess debt collections. Enter the amount certified by the collector. ²⁹	\$ 18,003
44.	Adjusted 2023 debt. Subtract Line 43 from Line 42E.	\$ 130,028
45.	2023 anticipated collection rate. A. Enter the 2023 anticipated collection rate certified by the collector. ³⁰ 100.00 % B. Enter the 2022 actual collection rate. 99.45 % C. Enter the 2021 actual collection rate. 101.55 % D. Enter the 2020 actual collection rate. 101.16 % E. If the anticipated collection rate in A is lower than actual collection rates in B, C and D, enter the lowest collection rate from B, C and D. If the anticipated rate in A is higher than at least one of the rates in the prior three years, enter the rate from A. Note that the rate can be greater than 100%. ³¹	100.00 %
46.	2023 debt adjusted for collections. Divide Line 44 by Line 45E.	\$ 130,028
47.	2023 total taxable value. Enter the amount on Line 21 of the <i>No-New-Revenue Tax Rate Worksheet</i> .	\$ 256,729,193
48.	2023 debt rate. Divide Line 46 by Line 47 and multiply by \$100.	\$ 0.050647 / \$100
49.	2023 voter-approval tax rate. Add Lines 41 and 48.	\$ 0.502259 / \$100
D49.	Disaster Line 49 (D49): 2023 voter-approval tax rate for taxing unit affected by disaster declaration. Complete this line if the taxing unit calculated the voter-approval tax rate in the manner provided for a special taxing unit on Line D41. Add Line D41 and 48.	\$ / \$100

²⁷ Tex. Tax Code §26.042(a)²⁸ Tex. Tax Code §26.012(7)²⁹ Tex. Tax Code §26.012(10) and 26.04(b)³⁰ Tex. Tax Code §26.04(b)³¹ Tex. Tax Code §26.04(h), (h-1) and (h-2)

Line	Voter-Approval Tax Rate Worksheet	Amount/Rate
50.	COUNTIES ONLY. Add together the voter-approval tax rates for each type of tax the county levies. The total is the 2023 county voter-approval tax rate.	\$ 0 /\$100

SECTION 3: NNR Tax Rate and Voter-Approval Tax Rate Adjustments for Additional Sales Tax to Reduce Property Taxes

Cities, counties and hospital districts may levy a sales tax specifically to reduce property taxes. Local voters by election must approve imposing or abolishing the additional sales tax. If approved, the taxing unit must reduce its NNR and voter-approval tax rates to offset the expected sales tax revenue.

This section should only be completed by a county, city or hospital district that is required to adjust its NNR tax rate and/or voter-approval tax rate because it adopted the additional sales tax.

Line	Additional Sales and Use Tax Worksheet	Amount/Rate
51.	Taxable Sales. For taxing units that adopted the sales tax in November 2022 or May 2023, enter the Comptroller's estimate of taxable sales for the previous four quarters. ³² Estimates of taxable sales may be obtained through the Comptroller's Allocation Historical Summary webpage. Taxing units that adopted the sales tax before November 2022, enter 0.	\$ 0
52.	Estimated sales tax revenue. Counties exclude any amount that is or will be spent for economic development grants from the amount of estimated sales tax revenue. ³³ Taxing units that adopted the sales tax in November 2022 or in May 2023. Multiply the amount on Line 51 by the sales tax rate (.01, .005 or .0025, as applicable) and multiply the result by .95. ³⁴ - or - Taxing units that adopted the sales tax before November 2022. Enter the sales tax revenue for the previous four quarters. Do not multiply by .95.	\$ 0
53.	2023 total taxable value. Enter the amount from Line 21 of the <i>No-New-Revenue Tax Rate Worksheet</i> .	\$ 256,729,193
54.	Sales tax adjustment rate. Divide Line 52 by Line 53 and multiply by \$100.	\$ 0 /\$100
55.	2023 NNR tax rate, unadjusted for sales tax. ³⁵ Enter the rate from Line 26 or 27, as applicable, on the <i>No-New-Revenue Tax Rate Worksheet</i> .	\$ 0.321151 /\$100
56.	2023 NNR tax rate, adjusted for sales tax. Taxing units that adopted the sales tax in November 2022 or in May 2023. Subtract Line 54 from Line 55. Skip to Line 57 if you adopted the additional sales tax before November 2022.	\$ 0.321151 /\$100
57.	2023 voter-approval tax rate, unadjusted for sales tax. ³⁶ Enter the rate from Line 49, Line D49 (disaster) or Line 50 (counties) as applicable, of the <i>Voter-Approval Tax Rate Worksheet</i> .	\$ 0.502259 /\$100
58.	2023 voter-approval tax rate, adjusted for sales tax. Subtract Line 54 from Line 57.	\$ 0.502259 /\$100

SECTION 4: Voter-Approval Tax Rate Adjustment for Pollution Control

A taxing unit may raise its rate for M&O funds used to pay for a facility, device or method for the control of air, water or land pollution. This includes any land, structure, building, installation, excavation, machinery, equipment or device that is used, constructed, acquired or installed wholly or partly to meet or exceed pollution control requirements. The taxing unit's expenses are those necessary to meet the requirements of a permit issued by the Texas Commission on Environmental Quality (TCEQ). The taxing unit must provide the tax assessor with a copy of the TCEQ letter of determination that states the portion of the cost of the installation for pollution control.

This section should only be completed by a taxing unit that uses M&O funds to pay for a facility, device or method for the control of air, water or land pollution.

Line	Voter-Approval Rate Adjustment for Pollution Control Requirements Worksheet	Amount/Rate
59.	Certified expenses from the Texas Commission on Environmental Quality (TCEQ). Enter the amount certified in the determination letter from TCEQ. ³⁷ The taxing unit shall provide its tax assessor-collector with a copy of the letter. ³⁸	\$ 0
60.	2023 total taxable value. Enter the amount from Line 21 of the <i>No-New-Revenue Tax Rate Worksheet</i> .	\$ 256,729,193
61.	Additional rate for pollution control. Divide Line 59 by Line 60 and multiply by \$100.	\$ 0 /\$100
62.	2023 voter-approval tax rate, adjusted for pollution control. Add Line 61 to one of the following lines (as applicable): Line 49, Line D49 (disaster), Line 50 (counties) or Line 58 (taxing units with the additional sales tax).	\$ 0.502259 /\$100

³² Tex. Tax Code §26.041(d)

³³ Tex. Tax Code §26.041(i)

³⁴ Tex. Tax Code §26.041(d)

³⁵ Tex. Tax Code §26.04(c)

³⁶ Tex. Tax Code §26.04(c)

³⁷ Tex. Tax Code §26.045(d)

³⁸ Tex. Tax Code §26.045(i)

SECTION 5: Voter-Approval Tax Rate Adjustment for Unused Increment Rate

The unused increment rate is the rate equal to the difference between the adopted tax rate and voter-approval tax rate adjusted to remove the unused increment rate for the prior three years.³⁹ In a year where a taxing unit adopts a rate by applying any portion of the unused increment rate, the portion of the unused increment rate must be backed out of the calculation for that year.

The difference between the adopted tax rate and adjusted voter-approval tax rate is considered zero in the following scenarios:

- a tax year before 2020;⁴⁰
- a tax year in which the municipality is a defunding municipality, as defined by Tax Code Section 26.0501(a);⁴¹ or
- after Jan. 1, 2022, a tax year in which the comptroller determines that the county implemented a budget reduction or reallocation described by Local Government Code Section 120.002(a) without the required voter approval.⁴²

Individual components can be negative, but the overall rate would be the greater of zero or the calculated rate.

This section should only be completed by a taxing unit that does not meet the definition of a special taxing unit.⁴³

Line	Unused Increment Rate Worksheet	Amount/Rate
63.	Year 3 component. Subtract the 2022 actual tax rate and the 2022 unused increment rate from the 2022 voter-approval tax rate.	
A.	Voter-approval tax rate (Line 67)..... \$ 0.485610 /\$100	
B.	Unused increment rate (Line 66)..... \$ 0.000710 /\$100	
C.	Subtract B from A..... \$ 0.484900 /\$100	
D.	Adopted Tax Rate..... \$ 0.560545 /\$100	
E.	Subtract D from C..... \$ -0.075645 /\$100	
64.	Year 2 component. Subtract the 2021 actual tax rate and the 2021 unused increment rate from the 2021 voter-approval tax rate.	
A.	Voter-approval tax rate (Line 67)..... \$ 0.560545 /\$100	
B.	Unused increment rate (Line 66)..... \$ 0.000000 /\$100	
C.	Subtract B from A..... \$ 0.560545 /\$100	
D.	Adopted Tax Rate..... \$ 0.560545 /\$100	
E.	Subtract D from C..... \$ 0.000000 /\$100	
65.	Year 1 component. Subtract the 2020 actual tax rate and the 2020 unused increment rate from the 2020 voter-approval tax rate.	
A.	Voter-approval tax rate (Line 65)..... \$ 0.571710 /\$100	
B.	Unused increment rate (Line 64)..... \$ 0 /\$100	
C.	Subtract B from A..... \$ 0.571710 /\$100	
D.	Adopted Tax Rate..... \$ 0.571000 /\$100	
E.	Subtract D from C..... \$ 0.000710 /\$100	
66.	2023 unused increment rate. Add Lines 63E, 64E and 65E.	\$ 0 /\$100
67.	Total 2023 voter-approval tax rate, including the unused increment rate. Add Line 66 to one of the following lines (as applicable): Line 49, Line D49 (disaster), Line 50 (counties), Line 58 (taxing units with the additional sales tax) or Line 62 (taxing units with pollution control).	\$ 0.502259 /\$100

³⁹ Tex. Tax Code §26.013(a)

⁴⁰ Tex. Tax Code §26.013(c)

⁴¹ Tex. Tax Code §26.0501(a) and (c)

⁴² Tex. Local Gov't Code §120.007(d), effective Jan. 1, 2022

⁴³ Tex. Tax Code §26.063(a)(1)

⁴⁴ Tex. Tax Code §26.012(8-a)

⁴⁵ Tex. Tax Code §26.063(a)(1)

SECTION 6: De Minimis Rate

The de minimis rate is the rate equal to the sum of the no-new-revenue maintenance and operations rate, the rate that will raise \$500,000, and the current debt rate for a taxing unit.⁴⁴ This section should only be completed by a taxing unit that is a municipality of less than 30,000 or a taxing unit that does not meet the definition of a special taxing unit.⁴⁵

Line	De Minimis Rate Worksheet	Amount/Rate
68.	Adjusted 2023 NNR M&O tax rate. Enter the rate from Line 39 of the <i>Voter-Approval Tax Rate Worksheet</i>	\$ 0.436341 /\$100
69.	2023 total taxable value. Enter the amount on Line 21 of the <i>No-New-Revenue Tax Rate Worksheet</i> .	\$ 256,729,193
70.	Rate necessary to impose \$500,000 in taxes. Divide \$500,000 by Line 69 and multiply by \$100.	\$ 0.194757 /\$100
71.	2023 debt rate. Enter the rate from Line 48 of the <i>Voter-Approval Tax Rate Worksheet</i> .	\$ 0.050647 /\$100
72.	De minimis rate. Add Lines 68, 70 and 71.	\$ 0.681745 /\$100

SECTION 7: Voter Approval Tax Rate Adjustment for Emergency Revenue Rate

In the tax year after the end of the disaster calculation time period detailed in Tax Code Section 26.042(a), a taxing unit that calculated its voter-approval tax rate in the manner provided for a special taxing unit due to a disaster must calculate its emergency revenue rate and reduce its voter-approval tax rate for that year.⁴⁶

Similarly, if a taxing unit adopted a tax rate that exceeded its voter-approval tax rate, calculated normally, without holding an election to respond to a disaster, as allowed by Tax Code Section 26.042(d), in the prior year, it must also reduce its voter-approval tax rate for the current tax year.⁴⁷

This section will apply to a taxing unit other than a special taxing unit that:

- directed the designated officer or employee to calculate the voter-approval tax rate of the taxing unit in the manner provided for a special taxing unit in the prior year; and
- the current year is the first tax year in which the total taxable value of property taxable by the taxing unit as shown on the appraisal roll for the taxing unit submitted by the assessor for the taxing unit to the governing body exceeds the total taxable value of property taxable by the taxing unit on January 1 of the tax year in which the disaster occurred or the disaster occurred four years ago. This section will apply to a taxing unit in a disaster area that adopted a tax rate greater than its voter-approval tax rate without holding an election in the prior year.

Note: This section does not apply if a taxing unit is continuing to calculate its voter-approval tax rate in the manner provided for a special taxing unit because it is still within the disaster calculation time period detailed in Tax Code Section 26.042(a) because it has not met the conditions in Tax Code Section 26.042(a)(1) or (2).

Line	Emergency Revenue Rate Worksheet	Amount/Rate
73.	2022 adopted tax rate. Enter the rate in Line 4 of the <i>No-New-Revenue Tax Rate Worksheet</i> .	\$ 0.560545 /\$100
74.	Adjusted 2022 voter-approval tax rate. Use the taxing unit's Tax Rate Calculation Worksheets from the prior year(s) to complete this line. If a disaster occurred in 2022 and the taxing unit calculated its 2022 voter-approval tax rate using a multiplier of 1.08 on Disaster Line 41 (D41) of the 2022 worksheet due to a disaster, complete the applicable sections or lines of Form 50-856-a, <i>Adjusted Voter-Approval Tax Rate for Taxing Units in Disaster Area Calculation Worksheet</i> . - or - If a disaster occurred prior to 2022 for which the taxing unit continued to calculate its voter-approval tax rate using a multiplier of 1.08 on Disaster Line 41 (D41) in 2022, complete the separate <i>Adjusted Voter-Approval Tax Rate for Taxing Units in Disaster Area Calculation Worksheet</i> to recalculate the voter-approval tax rate the taxing unit would have calculated in 2022 if it had generated revenue based on an adopted tax rate using a multiplier of 1.035 in the year(s) following the disaster. ⁴⁸ Enter the final adjusted 2022 voter-approval tax rate from the worksheet. - or - If the taxing unit adopted a tax rate above the 2022 voter-approval tax rate without calculating a disaster tax rate or holding an election due to a disaster, no recalculation is necessary. Enter the voter-approval tax rate from the prior year's worksheet.	\$ 0 /\$100
75.	Increase in 2022 tax rate due to disaster. Subtract Line 74 from Line 73.	\$ 0 /\$100
76.	Adjusted 2022 taxable value. Enter the amount in Line 14 of the <i>No-New-Revenue Tax Rate Worksheet</i> .	\$ 146,233,360
77.	Emergency revenue. Multiply Line 75 by Line 76 and divide by \$100.	\$ 0
78.	Adjusted 2023 taxable value. Enter the amount in Line 25 of the <i>No-New-Revenue Tax Rate Worksheet</i> .	\$ 255,691,763
79.	Emergency revenue rate. Divide Line 77 by Line 78 and multiply by \$100. ⁴⁹	\$ 0 /\$100

⁴⁴ Tex. Tax Code §26.042(b)

⁴⁵ Tex. Tax Code §26.042(f)

⁴⁶ Tex. Tax Code §26.042(c)

⁴⁹ Tex. Tax Code §26.042(b)

Line	Emergency Revenue Rate Worksheet	Amount/Rate
80.	2023 voter-approval tax rate, adjusted for emergency revenue. Subtract Line 79 from one of the following lines (as applicable): Line 49, Line D49 (disaster), Line 50 (counties), Line 58 (taxing units with the additional sales tax), Line 62 (taxing units with pollution control) or Line 67 (taxing units with the unused increment rate).	\$ 0.502259 /\$100

SECTION 8: Total Tax Rate

Indicate the applicable total tax rates as calculated above.

No-new-revenue tax rate. \$ 0.321151 /\$100

As applicable, enter the 2023 NNR tax rate from: Line 26, Line 27 (counties), or Line 56 (adjusted for sales tax).

Indicate the line number used: 26

Voter-approval tax rate. \$ 0.502259 /\$100

As applicable, enter the 2023 voter-approval tax rate from: Line 49, Line D49 (disaster), Line 50 (counties), Line 58 (adjusted for sales tax), Line 62 (adjusted for pollution control), Line 67 (adjusted for unused increment), or Line 80 (adjusted for emergency revenue).

Indicate the line number used: 49

De minimis rate. \$ 0.681745 /\$100

If applicable, enter the 2023 de minimis rate from Line 72.

SECTION 9: Taxing Unit Representative Name and Signature

Enter the name of the person preparing the tax rate as authorized by the governing body of the taxing unit. By signing below, you certify that you are the designated officer or employee of the taxing unit and have accurately calculated the tax rates using values that are the same as the values shown in the taxing unit's certified appraisal roll or certified estimate of taxable value, in accordance with requirements in the Tax Code.⁵⁰

**print
here**

Wendy Burgess

Printed Name of Taxing Unit Representative

**sign
here**


Taxing Unit Representative



Date

⁵⁰ Tex. Tax Code §§26.04(c-2) and (d-2)